


APPLICATION GUIDE



CONTACT US

E HELLO@ROMACWHEELS.COM

W WWW.ROMACWHEELS.COM



CONTENTS



VORTEX
PAGE 6 →



STEALTH
PAGE 12 →



TORQUE
PAGE 20 →



EDGE
PAGE 28 →



CATALINA
PAGE 34 →



DIABLO
PAGE 36 →



RADIUM
PAGE 44 →



COBRA
PAGE 52 →



VENOM
PAGE 62 →



PULSE
PAGE 70 →



UTAH
PAGE 74 →



AIR
PAGE 76 →

PRODUCTION & TESTING

GREAT CARE IS TAKEN TO ENSURE ALL PRODUCTS INCLUDED AS PART OF THE EXCLUSIVE ROMAC WHEELS™ PORTFOLIO ARE OF THE HIGHEST POSSIBLE QUALITY AND COMPLY WITH VARIOUS INTERNATIONAL TESTING AND SAFETY STANDARDS.



Romac Wheels™ are produced in dedicated OE environments using Low Pressure Casting and Flow Forming Technology. These production processes allow reduced product weight whilst increasing overall impact/ tensile strength and are the primary production processes for most OE manufacturers. All polished designs included in our collection also feature powder coated finishes as standard.

All products included in the Romac Wheels™ collection are tested in our own in house Internationally certified facilities from the initial design process through every stage of production. All designs complete a series of rigorous testing ensuring our products, finishes and accessories are of premium quality.

IMPACT TEST



Designed to replicate 'real world' conditions, the Impact Test involves weight loads being applied to the wheel both with and without tires and in various impact configurations. During the design process the high weight bearing sections of the wheel are identified and are subjected to additional testing. The leading focus of this test is to check for air retention and confirm structural design integrity.

RADIAL FATIGUE

The Radial Fatigue test replicates load forces applied to a wheel during use. The Radial test is completed both with and without tires and with various weight configurations to simulate passengers & cargo. XL weight rated designs are also tested with commercial loads. The weight loads and forces used during this test are considerably more than 'real world' conditions and exceed all international standards with each subject completing a minimum of 200,000 revolutions.

CORNERING FATIGUE

Using many of the same procedures as the Radial and Impact tests, Cornering Fatigue analysis focuses directly on the structural performance of the wheel under extreme load stresses during cornering. Simulations are completed with various weight loads and road conditions to ensure the wheel is tested to conditions exceeding normal road use.



PCD TOLERANCE

As one of the higher stress areas of the wheel PCD Tolerance is measured and sampled separately. The PCD Tolerance test involves the subject being fitted on a mounting hub where the studs are expanded replicating extreme stress and providing us with crucial safety data. This test is completed several times to ensure the accuracy of the results.

HELIUM TESTING

Historically air leak tests were conducted using water, today we test with helium. Due to the chemical properties of helium it is a much more accurate test to ensure wheels are structurally sound and without potential leaks.

SALT WATER

All Romac Wheels™ and accessories are tested to withstand corrosion and salt water exposure. To replicate high salt road conditions, products are 'misted' in our finishing chamber at various exposure levels.

PAINT DURABILITY

Our market leading paint finishes are achieved through aggressive durability testing and analysis. Paint impact tests are completed with projectiles and other road debris fired at the wheel at high velocity with damage and paint integrity data analyzed ensuring all paint finishes included in our collection maintain our premium quality standard.

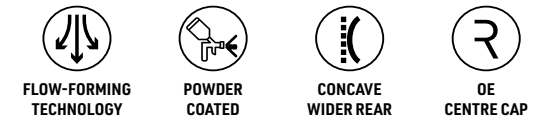
VORTEX

BLACK / POLISH



ROMAC™
WHEELS

ROMAC VORTEX FEATURES:



PART	D	W	H	PCD	ET	CB	WEIGHT RATING (LBS)	WEIGHT (LBS)	CAP
RMVOR I8577BMF	18	8	5	108	45	73.1	1598	20.94	RM-230
RMVOR I8690BMF	18	8	5	112	45	73.1	1598	20.94	RM-229
RMVOR I8546BMF	18	8	5	114	42	73.1	1598	20.94	RM-229
RMVOR I8314BMF	18	8	5	120	34	72.6	1598	20.94	RM-229
RMVOR I8514BMF	18	8	5	120	45	72.6	1598	20.94	RM-229
RMVOR I8494BMF	18	8	5	100	35	73.1	1598	20.94	RM-230
RMVOR J8690BMF	18	8.5	5	112	45	73.1	1598	22.93	RM-229
RMVOR J8414BMF	18	8.5	5	120	37	72.6	1598	22.93	RM-229
RMVOR J8514BMF	18	8.5	5	120	44	72.6	1598	22.93	RM-229
RMVOR I9250BMF	19	8	5	112	28	73.1	1764	24.47	RM-229
RMVOR I9690BMF	19	8	5	112	45	73.1	1764	24.47	RM-229
RMVOR I9314BMF	19	8	5	120	33	72.6	1764	24.47	RM-229
RMVOR I9677BMF	19	8	5	108	42	73.1	1764	24.47	RM-230
RMVOR I9546BMF	19	8	5	114	40	73.1	1764	24.47	RM-229
RMVOR K9414BMF	19	9	5	120	37	72.6	1764	25.79	RM-229
RMVOR K9590BMF	19	9	5	112	40	73.1	1764	25.79	RM-229
RMVOR J0546BMF	20	8.5	5	114	38	73.1	2205	28.66	RM-229
RMVOR J0677BMF	20	8.5	5	108	45	73.1	2205	28.66	RM-230
RMVOR J0250BMF	20	8.5	5	112	26	66.6	2205	28.66	RM-229
RMVOR J0690BMF	20	8.5	5	112	45	66.6	2205	28.66	RM-229
RMVOR J0414BMF	20	8.5	5	120	38	72.6	2205	28.66	RM-229
RMVOR L0514BMF	20	9.5	5	120	40	72.6	2205	30.86	RM-229
RMVOR L0450BMF	20	9.5	5	112	37	66.6	2205	30.86	RM-229
RMVOR M0514BMF	20	10	5	120	40	72.6	2205	31.75	RM-229
RMVOR L2514BMF	22	9.5	5	120	40	72.6	2205	34.61	RM-229
RMVOR L2590BMF	22	9.5	5	112	40	66.6	2205	34.61	RM-229

VORTEX

SILVER



ROMAC™
WHEELS

ROMAC VORTEX FEATURES:



PART	D	W	H	PCD	ET	CB	WEIGHT RATING (LBS)	WEIGHT (LBS)	CAP
RMVOR I8577S	18	8	5	108	45	73.1	1598	20.94	RM-230
RMVOR I8690S	18	8	5	112	45	73.1	1598	20.94	RM-229
RMVOR I8546S	18	8	5	114	42	73.1	1598	20.94	RM-229
RMVOR I8314S	18	8	5	120	34	72.6	1598	20.94	RM-229
RMVOR I8514S	18	8	5	120	45	72.6	1598	20.94	RM-229
RMVOR I8494S	18	8	5	100	35	73.1	1598	20.94	RM-230
RMVOR J8690S	18	8.5	5	112	45	73.1	1598	22.93	RM-229
RMVOR J8414S	18	8.5	5	120	37	72.6	1598	22.93	RM-229
RMVOR J8514S	18	8.5	5	120	44	72.6	1598	22.93	RM-229
RMVOR I9250S	19	8	5	112	28	73.1	1764	24.47	RM-229
RMVOR I9690S	19	8	5	112	45	73.1	1764	24.47	RM-229
RMVOR I9314S	19	8	5	120	33	72.6	1764	24.47	RM-229
RMVOR I9677S	19	8	5	108	42	73.1	1764	24.47	RM-230
RMVOR I9546S	19	8	5	114	40	73.1	1764	24.47	RM-229
RMVOR K9414S	19	9	5	120	37	72.6	1764	25.79	RM-229
RMVOR K9590S	19	9	5	112	40	73.1	1764	25.79	RM-229
RMVOR J0546S	20	8.5	5	114	38	73.1	2205	28.66	RM-229
RMVOR J0677S	20	8.5	5	108	45	73.1	2205	28.66	RM-230
RMVOR J0250S	20	8.5	5	112	26	66.6	2205	28.66	RM-229
RMVOR J0690S	20	8.5	5	112	45	66.6	2205	28.66	RM-229
RMVOR J0414S	20	8.5	5	120	38	72.6	2205	28.66	RM-229
RMVOR L0514S	20	9.5	5	120	40	72.6	2205	30.86	RM-229
RMVOR L0450S	20	9.5	5	112	37	66.6	2205	30.86	RM-229
RMVOR M0514S	20	10	5	120	40	72.6	2205	31.75	RM-229
RMVOR L2514S	22	9.5	5	120	40	72.6	2205	34.61	RM-229
RMVOR L2590S	22	9.5	5	112	40	66.6	2205	34.61	RM-229

VORTEX

GLOSS BLACK



ROMAC™
WHEELS

ROMAC VORTEX FEATURES:



PART	D	W	H	PCD	ET	CB	WEIGHT RATING (LBS)	WEIGHT (LBS)	CAP
RMVOR I8577GB	18	8	5	108	45	73.1	1598	20.94	RM-230
RMVOR I8690GB	18	8	5	112	45	73.1	1598	20.94	RM-229
RMVOR I8546GB	18	8	5	114	42	73.1	1598	20.94	RM-229
RMVOR I8314GB	18	8	5	120	34	72.6	1598	20.94	RM-229
RMVOR I8514GB	18	8	5	120	45	72.6	1598	20.94	RM-229
RMVOR I8494GB	18	8	5	100	35	73.1	1598	20.94	RM-230
RMVOR J8690GB	18	8.5	5	112	45	73.1	1598	22.93	RM-229
RMVOR J8414GB	18	8.5	5	120	37	72.6	1598	22.93	RM-229
RMVOR J8514GB	18	8.5	5	120	44	72.6	1598	22.93	RM-229
RMVOR I9250GB	19	8	5	112	28	73.1	1764	24.47	RM-229
RMVOR I9690GB	19	8	5	112	45	73.1	1764	24.47	RM-229
RMVOR I9314GB	19	8	5	120	33	72.6	1764	24.47	RM-229
RMVOR I9677GB	19	8	5	108	42	73.1	1764	24.47	RM-230
RMVOR I9546GB	19	8	5	114	40	73.1	1764	24.47	RM-229
RMVOR K9414GB	19	9	5	120	37	72.6	1764	25.79	RM-229
RMVOR K9590GB	19	9	5	112	40	73.1	1764	25.79	RM-229
RMVOR J0546GB	20	8.5	5	114	38	73.1	2205	28.66	RM-229
RMVOR J0677GB	20	8.5	5	108	45	73.1	2205	28.66	RM-230
RMVOR J0250GB	20	8.5	5	112	26	66.6	2205	28.66	RM-229
RMVOR J0690GB	20	8.5	5	112	45	66.6	2205	28.66	RM-229
RMVOR J0414GB	20	8.5	5	120	38	72.6	2205	28.66	RM-229
RMVOR L0514GB	20	9.5	5	120	40	72.6	2205	30.86	RM-229
RMVOR L0450GB	20	9.5	5	112	37	66.6	2205	30.86	RM-229
RMVOR M0514GB	20	10	5	120	40	72.6	2205	31.75	RM-229
RMVOR L2514GB	22	9.5	5	120	40	72.6	2205	34.61	RM-229
RMVOR L2590GB	22	9.5	5	112	40	66.6	2205	34.61	RM-229

STEALTH

SILVER



ROMAC™
WHEELS

ROMAC STEALTH FEATURES:



PART	D	W	H	PCD	ET	CB	WEIGHT RATING (LBS)	WEIGHT (LBS)	CAP
RMSTE F6614S	16	6.5	5	120	50	65.1	2756	20.72	RM-240
RMSTE F6646S	16	6.5	5	114	50	66.1	2756	20.72	RM-240
RMSTE F6666S	16	6.5	5	160	50	65.1	2756	20.72	RM-240
RMSTE F6674S	16	6.5	5	130	50	89.1	2756	20.72	RM-240
RMSTE F6678S	16	6.5	5	118	50	71.1	2756	20.72	RM-240
RMSTE F6690S	16	6.5	5	112	50	66.6	2756	20.72	RM-240
RMSTE F6677S	16	6.5	5	108	40	65.1	2756	20.72	RM-240
RMSTE F6748S	16	6.5	6	130	50	84.1	2756	20.72	RM-240
RMSTE F6791S	16	6.5	6	120	50	74.6	2756	20.72	RM-240
RMSTE H8614S	18	7.5	5	120	45	72.6	2756	25.22	RM-240
RMSTE H8646S	18	7.5	5	114	45	73.1	2756	25.22	RM-240
RMSTE H8665S	18	7.5	5	160	54	65.1	2756	25.22	RM-240
RMSTE H8577S	18	7.5	5	108	45	73.1	2756	25.22	RM-240
RMSTE H8748S	18	7.5	6	130	50	84.1	2756	25.22	RM-240
RMSTE H8791S	18	7.5	6	120	50	74.6	2756	25.22	RM-240

STEALTH

GLOSS BLACK



ROMAC™
WHEELS



ROMAC STEALTH FEATURES:



PART	D	W	H	PCD	ET	CB	WEIGHT RATING (LBS)	WEIGHT (LBS)	CAP
RMSTE F6614GB	16	6.5	5	120	50	65.1	2756	20.72	RM-240
RMSTE F6646GB	16	6.5	5	114	50	66.1	2756	20.72	RM-240
RMSTE F6666GB	16	6.5	5	160	50	65.1	2756	20.72	RM-240
RMSTE F6674GB	16	6.5	5	130	50	89.1	2756	20.72	RM-240
RMSTE F6678GB	16	6.5	5	118	50	71.1	2756	20.72	RM-240
RMSTE F6690GB	16	6.5	5	112	50	66.6	2756	20.72	RM-240
RMSTE F6677GB	16	6.5	5	108	40	65.1	2756	20.72	RM-240
RMSTE F6748GB	16	6.5	6	130	50	84.1	2756	20.72	RM-240
RMSTE F6791GB	16	6.5	6	120	50	74.6	2756	20.72	RM-240
RMSTE H8614GB	18	7.5	5	120	45	72.6	2756	25.22	RM-240
RMSTE H8646GB	18	7.5	5	114	45	73.1	2756	25.22	RM-240
RMSTE H8665GB	18	7.5	5	160	54	65.1	2756	25.22	RM-240
RMSTE H8577GB	18	7.5	5	108	45	73.1	2756	25.22	RM-240
RMSTE H8748GB	18	7.5	6	130	50	84.1	2756	25.22	RM-240
RMSTE H8791GB	18	7.5	6	120	50	74.6	2756	25.22	RM-240

STEALTH

SATIN BLACK

ROMAC™
WHEELS



ROMAC STEALTH FEATURES:



PART	D	W	H	PCD	ET	CB	WEIGHT RATING (LBS)	WEIGHT (LBS)	CAP
RMSTE F6614SB	16	6.5	5	120	50	65.1	2756	20.72	RM-240
RMSTE F6646SB	16	6.5	5	114	50	66.1	2756	20.72	RM-240
RMSTE F6666SB	16	6.5	5	160	50	65.1	2756	20.72	RM-240
RMSTE F6674SB	16	6.5	5	130	50	89.1	2756	20.72	RM-240
RMSTE F6678SB	16	6.5	5	118	50	71.1	2756	20.72	RM-240
RMSTE F6690SB	16	6.5	5	112	50	66.6	2756	20.72	RM-240
RMSTE F6677SB	16	6.5	5	108	40	65.1	2756	20.72	RM-240
RMSTE F6748SB	16	6.5	6	130	50	84.1	2756	20.72	RM-240
RMSTE F6791SB	16	6.5	6	120	50	74.6	2756	20.72	RM-240
RMSTE H8614SB	18	7.5	5	120	45	72.6	2756	25.22	RM-240
RMSTE H8646SB	18	7.5	5	114	45	73.1	2756	25.22	RM-240
RMSTE H8665SB	18	7.5	5	160	54	65.1	2756	25.22	RM-240
RMSTE H8577SB	18	7.5	5	108	45	73.1	2756	25.22	RM-240
RMSTE H8748SB	18	7.5	6	130	50	84.1	2756	25.22	RM-240
RMSTE H8791SB	18	7.5	6	120	50	74.6	2756	25.22	RM-240

STEALTH

BLACK / POLISH



ROMAC™
WHEELS

ROMAC STEALTH FEATURES:



PART	D	W	H	PCD	ET	CB	WEIGHT RATING (LBS)	WEIGHT (LBS)	CAP
RMSTE F6614BMF	16	6.5	5	120	50	65.1	2756	20.72	RM-240
RMSTE F6646BMF	16	6.5	5	114	50	66.1	2756	20.72	RM-240
RMSTE F6666BMF	16	6.5	5	160	50	65.1	2756	20.72	RM-240
RMSTE F6674BMF	16	6.5	5	130	50	89.1	2756	20.72	RM-240
RMSTE F6678BMF	16	6.5	5	118	50	71.1	2756	20.72	RM-240
RMSTE F6690BMF	16	6.5	5	112	50	66.6	2756	20.72	RM-240
RMSTE F6677BMF	16	6.5	5	108	40	65.1	2756	20.72	RM-240
RMSTE F6748BMF	16	6.5	6	130	50	84.1	2756	20.72	RM-240
RMSTE F6791BMF	16	6.5	6	120	50	74.6	2756	20.72	RM-240
RMSTE H8614BMF	18	7.5	5	120	45	72.6	2756	25.22	RM-240
RMSTE H8646BMF	18	7.5	5	114	45	73.1	2756	25.22	RM-240
RMSTE H8665BMF	18	7.5	5	160	54	65.1	2756	25.22	RM-240
RMSTE H8577BMF	18	7.5	5	108	45	73.1	2756	25.22	RM-240
RMSTE H8748BMF	18	7.5	6	130	50	84.1	2756	25.22	RM-240
RMSTE H8791BMF	18	7.5	6	120	50	74.6	2756	25.22	RM-240

TORQUE

SILVER



ROMAC™ WHEELS

ROMAC TORQUE FEATURES:



FLOW-FORMING
TECHNOLOGY



XL WEIGHT
RATING



PART	D	W	H	PCD	ET	CB	WEIGHT RATING (LBS)	WEIGHT (LBS)	CAP
RMTOR F6614S	16	6.5	5	120	50	65.1	2756	22.51	RM-230
RMTOR F6646S	16	6.5	5	114	50	66.1	2756	22.51	RM-230
RMTOR F6666S	16	6.5	5	160	50	65.1	2756	22.51	RM-230
RMTOR F6674S	16	6.5	5	130	50	89.1	2756	22.51	RM-230
RMTOR F6678S	16	6.5	5	118	50	71.1	2756	22.51	RM-230
RMTOR F6690S	16	6.5	5	112	50	66.6	2756	22.51	RM-230
RMTOR F6677S	16	6.5	5	108	40	65.1	2756	22.51	RM-230
RMTOR H8614S	18	7.5	5	120	45	72.6	2756	28.57	RM-230
RMTOR H8646S	18	7.5	5	114	45	73.1	2756	28.57	RM-230
RMTOR H8665S	18	7.5	5	160	54	65.1	2756	28.57	RM-230
RMTOR H8577S	18	7.5	5	108	45	73.1	2756	28.57	RM-230

TORQUE

GLOSS BLACK



ROMAC™
WHEELS

ROMAC TORQUE FEATURES:



PART	D	W	H	PCD	ET	CB	WEIGHT RATING (LBS)	WEIGHT (LBS)	CAP
RMTOR F6614GB	16	6.5	5	120	50	65.1	2756	22.51	RM-230
RMTOR F6646GB	16	6.5	5	114	50	66.1	2756	22.51	RM-230
RMTOR F6666GB	16	6.5	5	160	50	65.1	2756	22.51	RM-230
RMTOR F6674GB	16	6.5	5	130	50	89.1	2756	22.51	RM-230
RMTOR F6678GB	16	6.5	5	118	50	71.1	2756	22.51	RM-230
RMTOR F6690GB	16	6.5	5	112	50	66.6	2756	22.51	RM-230
RMTOR F6677GB	16	6.5	5	108	40	65.1	2756	22.51	RM-230
RMTOR H8614GB	18	7.5	5	120	45	72.6	2756	28.57	RM-230
RMTOR H8646GB	18	7.5	5	114	45	73.1	2756	28.57	RM-230
RMTOR H8665GB	18	7.5	5	160	54	65.1	2756	28.57	RM-230
RMTOR H8577GB	18	7.5	5	108	45	73.1	2756	28.57	RM-230

TORQUE

SATIN BLACK



ROMAC™
WHEELS

ROMAC TORQUE FEATURES:



FLOW-FORMING
TECHNOLOGY



XL WEIGHT
RATING



PART	D	W	H	PCD	ET	CB	WEIGHT RATING (LBS)	WEIGHT (LBS)	CAP
RMTOR F6614SB	16	6.5	5	120	50	65.1	2756	22.51	RM-230
RMTOR F6646SB	16	6.5	5	114	50	66.1	2756	22.51	RM-230
RMTOR F6666SB	16	6.5	5	160	50	65.1	2756	22.51	RM-230
RMTOR F6674SB	16	6.5	5	130	50	89.1	2756	22.51	RM-230
RMTOR F6678SB	16	6.5	5	118	50	71.1	2756	22.51	RM-230
RMTOR F6690SB	16	6.5	5	112	50	66.6	2756	22.51	RM-230
RMTOR F6677SB	16	6.5	5	108	40	65.1	2756	22.51	RM-230
RMTOR H8614SB	18	7.5	5	120	45	72.6	2756	28.57	RM-230
RMTOR H8646SB	18	7.5	5	114	45	73.1	2756	28.57	RM-230
RMTOR H8665SB	18	7.5	5	160	54	65.1	2756	28.57	RM-230
RMTOR H8577SB	18	7.5	5	108	45	73.1	2756	28.57	RM-230

TORQUE

BLACK / POLISH



ROMAC™
WHEELS



ROMAC TORQUE FEATURES:



FLOW-FORMING
TECHNOLOGY

XL WEIGHT
RATING

POWDER
COATED

PART	D	W	H	PCD	ET	CB	WEIGHT RATING (LBS)	WEIGHT (LBS)	CAP
RMTOR F6614BMF	16	6.5	5	120	50	65.1	2756	22.51	RM-230
RMTOR F6646BMF	16	6.5	5	114	50	66.1	2756	22.51	RM-230
RMTOR F6666BMF	16	6.5	5	160	50	65.1	2756	22.51	RM-230
RMTOR F6674BMF	16	6.5	5	130	50	89.1	2756	22.51	RM-230
RMTOR F6678BMF	16	6.5	5	118	50	71.1	2756	22.51	RM-230
RMTOR F6690BMF	16	6.5	5	112	50	66.6	2756	22.51	RM-230
RMTOR F6677BMF	16	6.5	5	108	40	65.1	2756	22.51	RM-230
RMTOR H8614BMF	18	7.5	5	120	45	72.6	2756	28.57	RM-230
RMTOR H8646BMF	18	7.5	5	114	45	73.1	2756	28.57	RM-230
RMTOR H8665BMF	18	7.5	5	160	54	65.1	2756	28.57	RM-230
RMTOR H8577BMF	18	7.5	5	108	45	73.1	2756	28.57	RM-230

EDGE

SILVER



ROMAC™

WHEELS

ROMAC EDGE FEATURES:



FLOW-FORMING
TECHNOLOGY



PART	D	W	H	PCD	ET	CB	WEIGHT RATING (LBS)	WEIGHT (LBS)	CAP
RMEDG F5475S	15	6.5	4	100	40	73.1	1521	16.49	RM-229
RMEDG F5430S	15	6.5	4	108	40	73.1	1521	16.49	RM-229
RMEDG F5494S	15	6.5	5	100	35	73.1	1521	16.49	RM-229
RMEDG F6475S	16	6.5	4	100	40	73.1	1521	18.12	RM-229
RMEDG F6430S	16	6.5	4	108	40	73.1	1521	18.12	RM-229
RMEDG F6494S	16	6.5	5	100	35	73.1	1521	18.12	RM-229
RMEDG F6577S	16	6.5	5	108	42	73.1	1521	18.12	RM-229
RMEDG F6590S	16	6.5	5	112	42	73.1	1521	18.12	RM-229
RMEDG G7475S	17	7	4	100	40	73.1	1521	20.79	RM-229
RMEDG G7530S	17	7	4	108	42	73.1	1521	20.79	RM-229
RMEDG H7690S	17	7.5	5	112	45	73.1	1521	21.43	RM-229
RMEDG H7577S	17	7.5	5	108	42	73.1	1521	21.43	RM-229
RMEDG H7546S	17	7.5	5	114	40	73.1	1521	21.43	RM-229
RMEDG H7494S	17	7.5	5	100	35	73.1	1521	21.43	RM-229
RMEDG H7514S	17	7.5	5	120	42	72.6	1521	21.43	RM-229
RMEDG I8494S	18	8	5	100	35	73.1	1521	23.15	RM-229
RMEDG I8577S	18	8	5	108	42	73.1	1521	23.15	RM-229
RMEDG I8690S	18	8	5	112	45	73.1	1521	23.15	RM-229
RMEDG I8546S	18	8	5	114	42	73.1	1521	23.15	RM-229

EDGE

GLOSS BLACK



ROMAC™ WHEELS

ROMAC EDGE FEATURES:



FLOW-FORMING
TECHNOLOGY



PART	D	W	H	PCD	ET	CB	WEIGHT RATING (LBS)	WEIGHT (LBS)	CAP
RMEDG F5475GB	15	6.5	4	100	40	73.1	1521	16.49	RM-229
RMEDG F5430GB	15	6.5	4	108	40	73.1	1521	16.49	RM-229
RMEDG F5494GB	15	6.5	5	100	35	73.1	1521	16.49	RM-229
RMEDG F6475GB	16	6.5	4	100	40	73.1	1521	18.12	RM-229
RMEDG F6430GB	16	6.5	4	108	40	73.1	1521	18.12	RM-229
RMEDG F6494GB	16	6.5	5	100	35	73.1	1521	18.12	RM-229
RMEDG F6577GB	16	6.5	5	108	42	73.1	1521	18.12	RM-229
RMEDG F6590GB	16	6.5	5	112	42	73.1	1521	18.12	RM-229
RMEDG G7475GB	17	7	4	100	40	73.1	1521	20.79	RM-229
RMEDG G7530GB	17	7	4	108	42	73.1	1521	20.79	RM-229
RMEDG H7690GB	17	7.5	5	112	45	73.1	1521	21.43	RM-229
RMEDG H7577GB	17	7.5	5	108	42	73.1	1521	21.43	RM-229
RMEDG H7546GB	17	7.5	5	114	40	73.1	1521	21.43	RM-229
RMEDG H7494GB	17	7.5	5	100	35	73.1	1521	21.43	RM-229
RMEDG H7514GB	17	7.5	5	120	42	72.6	1521	21.43	RM-229
RMEDG I8494GB	18	8	5	100	35	73.1	1521	23.15	RM-229
RMEDG I8577GB	18	8	5	108	42	73.1	1521	23.15	RM-229
RMEDG I8690GB	18	8	5	112	45	73.1	1521	23.15	RM-229
RMEDG I8546GB	18	8	5	114	42	73.1	1521	23.15	RM-229

EDGE

BLACK / POLISH



ROMAC™
WHEELS

ROMAC EDGE FEATURES:



PART	D	W	H	PCD	ET	CB	WEIGHT RATING (LBS)	WEIGHT (LBS)	CAP
RMEDG F5475BMF	15	6.5	4	100	40	73.1	1521	16.49	RM-229
RMEDG F5430BMF	15	6.5	4	108	40	73.1	1521	16.49	RM-229
RMEDG F5494BMF	15	6.5	5	100	35	73.1	1521	16.49	RM-229
RMEDG F6475BMF	16	6.5	4	100	40	73.1	1521	18.12	RM-229
RMEDG F6430BMF	16	6.5	4	108	40	73.1	1521	18.12	RM-229
RMEDG F6494BMF	16	6.5	5	100	35	73.1	1521	18.12	RM-229
RMEDG F6577BMF	16	6.5	5	108	42	73.1	1521	18.12	RM-229
RMEDG F6590BMF	16	6.5	5	112	42	73.1	1521	18.12	RM-229
RMEDG G7475BMF	17	7	4	100	40	73.1	1521	20.79	RM-229
RMEDG G7530BMF	17	7	4	108	42	73.1	1521	20.79	RM-229
RMEDG H7690BMF	17	7.5	5	112	45	73.1	1521	21.43	RM-229
RMEDG H7577BMF	17	7.5	5	108	42	73.1	1521	21.43	RM-229
RMEDG H7546BMF	17	7.5	5	114	40	73.1	1521	21.43	RM-229
RMEDG H7494BMF	17	7.5	5	100	35	73.1	1521	21.43	RM-229
RMEDG H7514BMF	17	7.5	5	120	42	72.6	1521	21.43	RM-229
RMEDG I8494BMF	18	8	5	100	35	73.1	1521	23.15	RM-229
RMEDG I8577BMF	18	8	5	108	42	73.1	1521	23.15	RM-229
RMEDG I8690BMF	18	8	5	112	45	73.1	1521	23.15	RM-229
RMEDG I8546BMF	18	8	5	114	42	73.1	1521	23.15	RM-229

CATALINA

ROMAC™
WHEELS

ROMAC CATALINA FEATURES:



BLACK / POLISH

PART	D	W	H	PCD	ET	CB	WEIGHT RATING (LBS)	WEIGHT (LBS)	CAP
RMCAT L2450BMF	22	9.5	5	112	35	66.6	2205	39.68	RM-229
RMCAT L2577BMF	22	9.5	5	108	42	63.4	2205	39.68	RM-229
RMCAT L2514BMF	22	9.5	5	120	40	72.6	2205	39.68	RM-229

GLOSS BLACK

PART	D	W	H	PCD	ET	CB	WEIGHT RATING (LBS)	WEIGHT (LBS)	CAP
RMCAT L2450GB	22	9.5	5	112	35	66.6	2205	39.68	RM-229
RMCAT L2577GB	22	9.5	5	108	42	63.4	2205	39.68	RM-229
RMCAT L2514GB	22	9.5	5	120	40	72.6	2205	39.68	RM-229

SILVER

PART	D	W	H	PCD	ET	CB	WEIGHT RATING (LBS)	WEIGHT (LBS)	CAP
RMCAT L2450S	22	9.5	5	112	35	66.6	2205	39.68	RM-229
RMCAT L2577S	22	9.5	5	108	42	63.4	2205	39.68	RM-229
RMCAT L2514S	22	9.5	5	120	40	72.6	2205	39.68	RM-229

GREY / POLISH

PART	D	W	H	PCD	ET	CB	WEIGHT RATING (LBS)	WEIGHT (LBS)	CAP
RMCAT L2450GMF	22	9.5	5	112	35	66.6	2205	39.68	RM-229
RMCAT L2577GMF	22	9.5	5	108	42	63.4	2205	39.68	RM-229
RMCAT L2514GMF	22	9.5	5	120	40	72.6	2205	39.68	RM-229

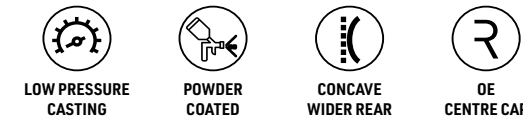
DIABLO

BLACK / POLISH



ROMAC™
WHEELS

ROMAC DIABLO FEATURES:



PART	D	W	H	PCD	ET	CB	WEIGHT RATING (LBS)	WEIGHT (LBS)	CAP
RMDIA H7690BMF	17	7.5	5	112	45	73.1	1521	20.15	RM-229
RMDIA H7577BMF	17	7.5	5	108	42	73.1	1521	20.15	RM-230
RMDIA H7546BMF	17	7.5	5	114	40	73.1	1521	20.15	RM-229
RMDIA H7494BMF	17	7.5	5	100	35	73.1	1521	20.15	RM-230
RMDIA H7514BMF	17	7.5	5	120	42	72.6	1521	20.15	RM-229
RMDIA I8577BMF	18	8	5	108	45	73.1	1521	22.49	RM-230
RMDIA I8690BMF	18	8	5	112	45	73.1	1521	22.49	RM-229
RMDIA I8546BMF	18	8	5	114	42	73.1	1521	22.49	RM-229
RMDIA I8314BMF	18	8	5	120	34	72.6	1521	22.49	RM-229
RMDIA I8514BMF	18	8	5	120	45	72.6	1521	22.49	RM-229
RMDIA I8494BMF	18	8	5	100	35	73.1	1521	22.49	RM-230
RMDIA J8690BMF	18	8.5	5	112	45	73.1	1521	22.93	RM-229
RMDIA J8414BMF	18	8.5	5	120	37	72.6	1521	22.93	RM-229
RMDIA J8514BMF	18	8.5	5	120	44	72.6	1521	22.93	RM-229
RMDIA I9250BMF	19	8	5	112	28	73.1	1598	24.34	RM-229
RMDIA I9690BMF	19	8	5	112	45	73.1	1598	24.34	RM-229
RMDIA I9314BMF	19	8	5	120	33	72.6	1598	24.34	RM-229
RMDIA I9677BMF	19	8	5	108	42	73.1	1598	24.34	RM-230
RMDIA I9546BMF	19	8	5	114.3	40	73.1	1598	24.34	RM-229
RMDIA K9414BMF	19	9	5	120	37	72.6	1598	24.74	RM-229
RMDIA K9590BMF	19	9	5	112	40	73.1	1598	24.74	RM-229

DIABLO

SATIN BLACK



ROMAC™
WHEELS

ROMAC DIABLO FEATURES:



PART	D	W	H	PCD	ET	CB	WEIGHT RATING (LBS)	WEIGHT (LBS)	CAP
RMDIA H7690SB	17	7.5	5	112	45	73.1	1521	20.15	RM-229
RMDIA H7577SB	17	7.5	5	108	42	73.1	1521	20.15	RM-230
RMDIA H7546SB	17	7.5	5	114	40	73.1	1521	20.15	RM-229
RMDIA H7494SB	17	7.5	5	100	35	73.1	1521	20.15	RM-230
RMDIA H7514SB	17	7.5	5	120	42	72.6	1521	20.15	RM-229
RMDIA I8577SB	18	8	5	108	45	73.1	1521	22.49	RM-230
RMDIA I8690SB	18	8	5	112	45	73.1	1521	22.49	RM-229
RMDIA I8546SB	18	8	5	114	42	73.1	1521	22.49	RM-229
RMDIA I8314SB	18	8	5	120	34	72.6	1521	22.49	RM-229
RMDIA I8514SB	18	8	5	120	45	72.6	1521	22.49	RM-229
RMDIA I8494SB	18	8	5	100	35	73.1	1521	22.49	RM-230
RMDIA J8690SB	18	8.5	5	112	45	73.1	1521	22.93	RM-229
RMDIA J8414SB	18	8.5	5	120	37	72.6	1521	22.93	RM-229
RMDIA J8514SB	18	8.5	5	120	44	72.6	1521	22.93	RM-229
RMDIA I9250SB	19	8	5	112	28	73.1	1598	24.34	RM-229
RMDIA I9690SB	19	8	5	112	45	73.1	1598	24.34	RM-229
RMDIA I9314SB	19	8	5	120	33	72.6	1598	24.34	RM-229
RMDIA I9677SB	19	8	5	108	42	73.1	1598	24.34	RM-230
RMDIA I9546SB	19	8	5	114.3	40	73.1	1598	24.34	RM-229
RMDIA K9414SB	19	9	5	120	37	72.6	1598	24.74	RM-229
RMDIA K9590SB	19	9	5	112	40	73.1	1598	24.74	RM-229

DIABLO

GLOSS BLACK



ROMAC™
WHEELS

ROMAC DIABLO FEATURES:



PART	D	W	H	PCD	ET	CB	WEIGHT RATING (LBS)	WEIGHT (LBS)	CAP
RMDIA H7690GB	17	7.5	5	112	45	73.1	1521	20.15	RM-229
RMDIA H7577GB	17	7.5	5	108	42	73.1	1521	20.15	RM-230
RMDIA H7546GB	17	7.5	5	114	40	73.1	1521	20.15	RM-229
RMDIA H7494GB	17	7.5	5	100	35	73.1	1521	20.15	RM-230
RMDIA H7514GB	17	7.5	5	120	42	72.6	1521	20.15	RM-229
RMDIA I8577GB	18	8	5	108	45	73.1	1521	22.49	RM-230
RMDIA I8690GB	18	8	5	112	45	73.1	1521	22.49	RM-229
RMDIA I8546GB	18	8	5	114	42	73.1	1521	22.49	RM-229
RMDIA I8314GB	18	8	5	120	34	72.6	1521	22.49	RM-229
RMDIA I8514GB	18	8	5	120	45	72.6	1521	22.49	RM-229
RMDIA I8494GB	18	8	5	100	35	73.1	1521	22.49	RM-230
RMDIA J8690GB	18	8.5	5	112	45	73.1	1521	22.93	RM-229
RMDIA J8414GB	18	8.5	5	120	37	72.6	1521	22.93	RM-229
RMDIA J8514GB	18	8.5	5	120	44	72.6	1521	22.93	RM-229
RMDIA I9250GB	19	8	5	112	28	73.1	1598	24.34	RM-229
RMDIA I9690GB	19	8	5	112	45	73.1	1598	24.34	RM-229
RMDIA I9314GB	19	8	5	120	33	72.6	1598	24.34	RM-229
RMDIA I9677GB	19	8	5	108	42	73.1	1598	24.34	RM-230
RMDIA I9546GB	19	8	5	114.3	40	73.1	1598	24.34	RM-229
RMDIA K9414GB	19	9	5	120	37	72.6	1598	24.74	RM-229
RMDIA K9590GB	19	9	5	112	40	73.1	1598	24.74	RM-229

DIABLO

SILVER



ROMAC™

WHEELS



ROMAC DIABLO FEATURES:



PART	D	W	H	PCD	ET	CB	WEIGHT RATING (LBS)	WEIGHT (LBS)	CAP
RMDIA H7690S	17	7.5	5	112	45	73.1	1521	20.15	RM-229
RMDIA H7577S	17	7.5	5	108	42	73.1	1521	20.15	RM-230
RMDIA H7546S	17	7.5	5	114	40	73.1	1521	20.15	RM-229
RMDIA H7494S	17	7.5	5	100	35	73.1	1521	20.15	RM-230
RMDIA H7514S	17	7.5	5	120	42	72.6	1521	20.15	RM-229
RMDIA I8577S	18	8	5	108	45	73.1	1521	22.49	RM-230
RMDIA I8690S	18	8	5	112	45	73.1	1521	22.49	RM-229
RMDIA I8546S	18	8	5	114	42	73.1	1521	22.49	RM-229
RMDIA I8314S	18	8	5	120	34	72.6	1521	22.49	RM-229
RMDIA I8514S	18	8	5	120	45	72.6	1521	22.49	RM-229
RMDIA I8494S	18	8	5	100	35	73.1	1521	22.49	RM-230
RMDIA J8690S	18	8.5	5	112	45	73.1	1521	22.93	RM-229
RMDIA J8414S	18	8.5	5	120	37	72.6	1521	22.93	RM-229
RMDIA J8514S	18	8.5	5	120	44	72.6	1521	22.93	RM-229
RMDIA I9250S	19	8	5	112	28	73.1	1598	24.34	RM-229
RMDIA I9690S	19	8	5	112	45	73.1	1598	24.34	RM-229
RMDIA I9314S	19	8	5	120	33	72.6	1598	24.34	RM-229
RMDIA I9677S	19	8	5	108	42	73.1	1598	24.34	RM-230
RMDIA I9546S	19	8	5	114.3	40	73.1	1598	24.34	RM-229
RMDIA K9414S	19	9	5	120	37	72.6	1598	24.74	RM-229
RMDIA K9590S	19	9	5	112	40	73.1	1598	24.74	RM-229

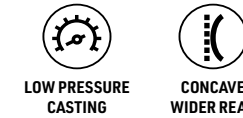
RADIUM

MATT CARBON



ROMAC™
WHEELS

ROMAC RADIUM FEATURES:



PART	D	W	H	PCD	ET	CB	WEIGHT RATING (LBS)	WEIGHT (LBS)	CAP
RMRAD H7690MC	17	7.5	5	112	45	73.1	1521	20.15	RM-230
RMRAD H7577MC	17	7.5	5	108	42	73.1	1521	20.15	RM-230
RMRAD H7546MC	17	7.5	5	114	40	73.1	1521	20.15	RM-230
RMRAD H7494MC	17	7.5	5	100	35	73.1	1521	20.15	RM-230
RMRAD H7514MC	17	7.5	5	120	42	72.6	1521	20.15	RM-230
RMRAD I8577MC	18	8	5	108	45	73.1	1521	21.16	RM-230
RMRAD I8690MC	18	8	5	112	45	73.1	1521	21.16	RM-230
RMRAD I8546MC	18	8	5	114	42	73.1	1521	21.16	RM-230
RMRAD I8314MC	18	8	5	120	34	72.6	1521	21.16	RM-230
RMRAD I8514MC	18	8	5	120	45	72.6	1521	21.16	RM-230
RMRAD I8494MC	18	8	5	100	35	73.1	1521	21.16	RM-230
RMRAD J8690MC	18	8.5	5	112	45	73.1	1521	21.91	RM-230
RMRAD J8414MC	18	8.5	5	120	37	72.6	1521	21.91	RM-230
RMRAD J8514MC	18	8.5	5	120	44	72.6	1521	21.91	RM-230
RMRAD J9350MC	19	8.5	5	112	32	73.1	1598	24.25	RM-230
RMRAD J9690MC	19	8.5	5	112	45	73.1	1598	24.25	RM-230
RMRAD J9414MC	19	8.5	5	120	35	72.6	1598	24.25	RM-230
RMRAD J9677MC	19	8.5	5	108	45	73.1	1598	24.25	RM-230
RMRAD J9546MC	19	8.5	5	114	42	73.1	1598	24.25	RM-230
RMRAD L9690MC	19	9.5	5	112	45	73.1	1598	26.06	RM-230
RMRAD L9414MC	19	9.5	5	120	38	72.6	1598	26.06	RM-230

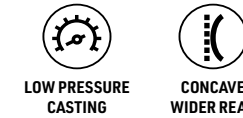
RADIUM

SATIN BLACK



ROMAC™
WHEELS

ROMAC RADIUM FEATURES:



PART	D	W	H	PCD	ET	CB	WEIGHT RATING (LBS)	WEIGHT (LBS)	CAP
RMRAD H7690SB	17	7.5	5	112	45	73.1	1521	20.15	RM-230
RMRAD H7577SB	17	7.5	5	108	42	73.1	1521	20.15	RM-230
RMRAD H7546SB	17	7.5	5	114	40	73.1	1521	20.15	RM-230
RMRAD H7494SB	17	7.5	5	100	35	73.1	1521	20.15	RM-230
RMRAD H7514SB	17	7.5	5	120	42	72.6	1521	20.15	RM-230
RMRAD I8577SB	18	8	5	108	45	73.1	1521	21.16	RM-230
RMRAD I8690SB	18	8	5	112	45	73.1	1521	21.16	RM-230
RMRAD I8546SB	18	8	5	114	42	73.1	1521	21.16	RM-230
RMRAD I8314SB	18	8	5	120	34	72.6	1521	21.16	RM-230
RMRAD I8514SB	18	8	5	120	45	72.6	1521	21.16	RM-230
RMRAD I8494SB	18	8	5	100	35	73.1	1521	21.16	RM-230
RMRAD J8690SB	18	8.5	5	112	45	73.1	1521	21.91	RM-230
RMRAD J8414SB	18	8.5	5	120	37	72.6	1521	21.91	RM-230
RMRAD J8514SB	18	8.5	5	120	44	72.6	1521	21.91	RM-230
RMRAD J9350SB	19	8.5	5	112	32	73.1	1598	24.25	RM-230
RMRAD J9690SB	19	8.5	5	112	45	73.1	1598	24.25	RM-230
RMRAD J9414SB	19	8.5	5	120	35	72.6	1598	24.25	RM-230
RMRAD J9677SB	19	8.5	5	108	45	73.1	1598	24.25	RM-230
RMRAD J9546SB	19	8.5	5	114	42	73.1	1598	24.25	RM-230
RMRAD L9690SB	19	9.5	5	112	45	73.1	1598	26.06	RM-230
RMRAD L9414SB	19	9.5	5	120	38	72.6	1598	26.06	RM-230

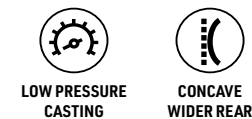
RADIUM

SILVER



ROMAC™
WHEELS

ROMAC RADIUM FEATURES:



PART	D	W	H	PCD	ET	CB	WEIGHT RATING (LBS)	WEIGHT (LBS)	CAP
RMRAD H7690S	17	7.5	5	112	45	73.1	1521	20.15	RM-230
RMRAD H7577S	17	7.5	5	108	42	73.1	1521	20.15	RM-230
RMRAD H7546S	17	7.5	5	114	40	73.1	1521	20.15	RM-230
RMRAD H7494S	17	7.5	5	100	35	73.1	1521	20.15	RM-230
RMRAD H7514S	17	7.5	5	120	42	72.6	1521	20.15	RM-230
RMRAD I8577S	18	8	5	108	45	73.1	1521	21.16	RM-230
RMRAD I8690S	18	8	5	112	45	73.1	1521	21.16	RM-230
RMRAD I8546S	18	8	5	114	42	73.1	1521	21.16	RM-230
RMRAD I8314S	18	8	5	120	34	72.6	1521	21.16	RM-230
RMRAD I8514S	18	8	5	120	45	72.6	1521	21.16	RM-230
RMRAD I8494S	18	8	5	100	35	73.1	1521	21.16	RM-230
RMRAD J8690S	18	8.5	5	112	45	73.1	1521	21.91	RM-230
RMRAD J8414S	18	8.5	5	120	37	72.6	1521	21.91	RM-230
RMRAD J8514S	18	8.5	5	120	44	72.6	1521	21.91	RM-230
RMRAD J9350S	19	8.5	5	112	32	73.1	1598	24.25	RM-230
RMRAD J9690S	19	8.5	5	112	45	73.1	1598	24.25	RM-230
RMRAD J9414S	19	8.5	5	120	35	72.6	1598	24.25	RM-230
RMRAD J9677S	19	8.5	5	108	45	73.1	1598	24.25	RM-230
RMRAD J9546S	19	8.5	5	114	42	73.1	1598	24.25	RM-230
RMRAD L9690S	19	9.5	5	112	45	73.1	1598	26.06	RM-230
RMRAD L9414S	19	9.5	5	120	38	72.6	1598	26.06	RM-230

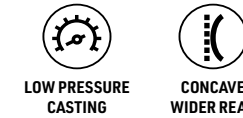
RADIUM

GLOSS BLACK



ROMAC™
WHEELS

ROMAC RADIUM FEATURES:



PART	D	W	H	PCD	ET	CB	WEIGHT RATING (LBS)	WEIGHT (LBS)	CAP
RMRAD H7690GB	17	7.5	5	112	45	73.1	1521	20.15	RM-230
RMRAD H7577GB	17	7.5	5	108	42	73.1	1521	20.15	RM-230
RMRAD H7546GB	17	7.5	5	114	40	73.1	1521	20.15	RM-230
RMRAD H7494GB	17	7.5	5	100	35	73.1	1521	20.15	RM-230
RMRAD H7514GB	17	7.5	5	120	42	72.6	1521	20.15	RM-230
RMRAD I8577GB	18	8	5	108	45	73.1	1521	21.16	RM-230
RMRAD I8690GB	18	8	5	112	45	73.1	1521	21.16	RM-230
RMRAD I8546GB	18	8	5	114	42	73.1	1521	21.16	RM-230
RMRAD I8314GB	18	8	5	120	34	72.6	1521	21.16	RM-230
RMRAD I8514GB	18	8	5	120	45	72.6	1521	21.16	RM-230
RMRAD I8494GB	18	8	5	100	35	73.1	1521	21.16	RM-230
RMRAD J8690GB	18	8.5	5	112	45	73.1	1521	21.91	RM-230
RMRAD J8414GB	18	8.5	5	120	37	72.6	1521	21.91	RM-230
RMRAD J8514GB	18	8.5	5	120	44	72.6	1521	21.91	RM-230
RMRAD J9350GB	19	8.5	5	112	32	73.1	1598	24.25	RM-230
RMRAD J9690GB	19	8.5	5	112	45	73.1	1598	24.25	RM-230
RMRAD J9414GB	19	8.5	5	120	35	72.6	1598	24.25	RM-230
RMRAD J9677GB	19	8.5	5	108	45	73.1	1598	24.25	RM-230
RMRAD J9546GB	19	8.5	5	114	42	73.1	1598	24.25	RM-230
RMRAD L9690GB	19	9.5	5	112	45	73.1	1598	26.06	RM-230
RMRAD L9414GB	19	9.5	5	120	38	72.6	1598	26.06	RM-230

COBRA

SILVER



ROMAC™
WHEELS

ROMAC COBRA FEATURES:



PART	D	W	H	PCD	ET	CB	WEIGHT RATING (LBS)	WEIGHT (LBS)	CAP
RMC0BF6614S	16	6.5	5	120	50	65.1	2094	19.27	RM-238
RMC0BF6646S	16	6.5	5	114	50	66.1	2094	19.27	RM-238
RMC0BF6666S	16	6.5	5	160	50	65.1	2094	19.27	RM-238
RMC0BF6674S	16	6.5	5	130	50	89.1	2094	19.27	RM-238
RMC0BF6678S	16	6.5	5	118	50	71.1	2094	19.27	RM-238
RMC0BF6690S	16	6.5	5	112	50	66.6	2094	19.27	RM-238
RMC0BF6677S	16	6.5	5	108	40	65.1	2094	19.27	RM-238
RMC0BH8614S	18	7.5	5	120	45	72.6	2094	25.57	RM-238
RMC0BH8646S	18	7.5	5	114	45	73.1	2094	25.57	RM-238
RMC0BH8665S	18	7.5	5	160	54	65.1	2094	25.57	RM-238
RMC0BH8577S	18	7.5	5	108	45	73.1	2094	25.57	RM-238

COBRA

GLOSS BLACK



ROMAC™
WHEELS

ROMAC COBRA FEATURES:



PART	D	W	H	PCD	ET	CB	WEIGHT RATING (LBS)	WEIGHT (LBS)	CAP
RMC0B F6614GB	16	6.5	5	120	50	65.1	2094	19.27	RM-238
RMC0B F6646GB	16	6.5	5	114	50	66.1	2094	19.27	RM-238
RMC0B F6666GB	16	6.5	5	160	50	65.1	2094	19.27	RM-238
RMC0B F6674GB	16	6.5	5	130	50	89.1	2094	19.27	RM-238
RMC0B F6678GB	16	6.5	5	118	50	71.1	2094	19.27	RM-238
RMC0B F6690GB	16	6.5	5	112	50	66.6	2094	19.27	RM-238
RMC0B F6677GB	16	6.5	5	108	40	65.1	2094	19.27	RM-238
RMC0B H8614GB	18	7.5	5	120	45	72.6	2094	25.57	RM-238
RMC0B H8646GB	18	7.5	5	114	45	73.1	2094	25.57	RM-238
RMC0B H8665GB	18	7.5	5	160	54	65.1	2094	25.57	RM-238
RMC0B H8577GB	18	7.5	5	108	45	73.1	2094	25.57	RM-238

COBRA

GREY



ROMAC™
WHEELS

ROMAC COBRA FEATURES:



PART	D	W	H	PCD	ET	CB	WEIGHT RATING (LBS)	WEIGHT (LBS)	CAP
RMC0B F6677G	16	6.5	5	108	40	65.1	2094	19.27	RM-238
RMC0B F6614G	16	6.5	5	120	50	65.1	2094	19.27	RM-238
RMC0B F6646G	16	6.5	5	114	50	66.1	2094	19.27	RM-238
RMC0B F6666G	16	6.5	5	160	50	65.1	2094	19.27	RM-238
RMC0B F6674G	16	6.5	5	130	50	89.1	2094	19.27	RM-238
RMC0B F6678G	16	6.5	5	118	50	71.1	2094	19.27	RM-238
RMC0B F6690G	16	6.5	5	112	50	66.6	2094	19.27	RM-238
RMC0B H8614G	18	7.5	5	120	45	72.6	2094	25.57	RM-238
RMC0B H8646G	18	7.5	5	114	45	73.1	2094	25.57	RM-238
RMC0B H8665G	18	7.5	5	160	54	65.1	2094	25.57	RM-238
RMC0B H8577G	18	7.5	5	108	45	73.1	2094	25.57	RM-238

COBRA

BLACK / POLISH



ROMAC™ WHEELS

ROMAC COBRA FEATURES:



PART	D	W	H	PCD	ET	CB	WEIGHT RATING (LBS)	WEIGHT (LBS)	CAP
RMC0BF6614BMF	16	6.5	5	120	50	65.1	2094	19.27	RM-238
RMC0BF6646BMF	16	6.5	5	114	50	66.1	2094	19.27	RM-238
RMC0BF6666BMF	16	6.5	5	160	50	65.1	2094	19.27	RM-238
RMC0BF6674BMF	16	6.5	5	130	50	89.1	2094	19.27	RM-238
RMC0BF6678BMF	16	6.5	5	118	50	71.1	2094	19.27	RM-238
RMC0BF6690BMF	16	6.5	5	112	50	66.6	2094	19.27	RM-238
RMC0BF6677BMF	16	6.5	5	108	40	65.1	2094	19.27	RM-238
RMC0BH8614BMF	18	7.5	5	120	45	72.6	2094	25.57	RM-238
RMC0BH8646BMF	18	7.5	5	114	45	73.1	2094	25.57	RM-238
RMC0BH8665BMF	18	7.5	5	160	54	65.1	2094	25.57	RM-238
RMC0BH8577BMF	18	7.5	5	108	45	73.1	2094	25.57	RM-238

COBRA

MATT CARBON



ROMAC™
WHEELS

ROMAC COBRA FEATURES:



PART	D	W	H	PCD	ET	CB	WEIGHT RATING (LBS)	WEIGHT (LBS)	CAP
RMC0B F6677MC	16	6.5	5	108	40	65.1	2094	19.27	RM-238
RMC0B F6614MC	16	6.5	5	120	50	65.1	2094	19.27	RM-238
RMC0B F6646MC	16	6.5	5	114	50	66.1	2094	19.27	RM-238
RMC0B F6666MC	16	6.5	5	160	50	65.1	2094	19.27	RM-238
RMC0B F6674MC	16	6.5	5	130	50	89.1	2094	19.27	RM-238
RMC0B F6678MC	16	6.5	5	118	50	71.1	2094	19.27	RM-238
RMC0B F6690MC	16	6.5	5	112	50	66.6	2094	19.27	RM-238
RMC0B H8614MC	18	7.5	5	120	45	72.6	2094	25.57	RM-238
RMC0B H8646MC	18	7.5	5	114	45	73.1	2094	25.57	RM-238
RMC0B H8665MC	18	7.5	5	160	54	65.1	2094	25.57	RM-238
RMC0B H8577MC	18	7.5	5	108	45	73.1	2094	25.57	RM-238

VENOM

BLACK / POLISH



ROMAC™
WHEELS

ROMAC VENOM FEATURES:



PART	D	W	H	PCD	ET	CB	WEIGHT RATING (LBS)	WEIGHT (LBS)	CAP
RMVEN H7690BMF	17	7.5	5	112	45	73.1	1521	21.34	RM-229
RMVEN H7577BMF	17	7.5	5	108	42	73.1	1521	21.34	RM-230
RMVEN H7546BMF	17	7.5	5	114	40	73.1	1521	21.34	RM-229
RMVEN H7494BMF	17	7.5	5	100	35	73.1	1521	21.34	RM-230
RMVEN H7514BMF	17	7.5	5	120	42	72.6	1521	21.34	RM-229
RMVEN I8577BMF	18	8	5	108	45	73.1	1521	23.24	RM-230
RMVEN I8690BMF	18	8	5	112	45	73.1	1521	23.24	RM-229
RMVEN I8546BMF	18	8	5	114	42	73.1	1521	23.24	RM-229
RMVEN I8314BMF	18	8	5	120	34	72.6	1521	23.24	RM-229
RMVEN I8514BMF	18	8	5	120	45	72.6	1521	23.24	RM-229
RMVEN I8494BMF	18	8	5	100	35	73.1	1521	23.24	RM-230
RMVEN J8690BMF	18	8.5	5	112	45	73.1	1521	23.81	RM-229
RMVEN J8414BMF	18	8.5	5	120	37	72.6	1521	23.81	RM-229
RMVEN J8514BMF	18	8.5	5	120	44	72.6	1521	23.81	RM-229
RMVEN J9350BMF	19	8.5	5	112	32	73.1	1598	24.78	RM-229
RMVEN J9690BMF	19	8.5	5	112	45	73.1	1598	24.78	RM-229
RMVEN J9414BMF	19	8.5	5	120	35	72.6	1598	24.78	RM-229
RMVEN J9677BMF	19	8.5	5	108	45	73.1	1598	24.78	RM-230
RMVEN J9546BMF	19	8.5	5	114	42	73.1	1598	24.78	RM-229
RMVEN L9690BMF	19	9.5	5	112	45	73.1	1598	25.88	RM-229
RMVEN L9414BMF	19	9.5	5	120	38	72.6	1598	25.88	RM-229
RMVEN J0677BMF	20	8.5	5	108	45	73.1	2205	31.39	RM-230
RMVEN J0350BMF	20	8.5	5	112	32	73.1	2205	31.39	RM-229
RMVEN J0690BMF	20	8.5	5	112	45	73.1	2205	31.39	RM-229
RMVEN J0546BMF	20	8.5	5	114.3	40	73.1	2205	31.39	RM-229
RMVEN J0514BMF	20	8.5	5	120	38	72.6	2205	31.39	RM-229
RMVEN J0765BMF	20	8.5	5	160	52	65.1	2205	31.39	RM-229

VENOM

GREY / POLISH



ROMAC™ WHEELS

ROMAC VENOM FEATURES:



PART	D	W	H	PCD	ET	CB	WEIGHT RATING (LBS)	WEIGHT (LBS)	CAP
RMVEN H7690GMF	17	7.5	5	112	45	73.1	1521	21.34	RM-229
RMVEN H7577GMF	17	7.5	5	108	42	73.1	1521	21.34	RM-230
RMVEN H7546GMF	17	7.5	5	114	40	73.1	1521	21.34	RM-229
RMVEN H7494GMF	17	7.5	5	100	35	73.1	1521	21.34	RM-230
RMVEN H7514GMF	17	7.5	5	120	42	72.6	1521	21.34	RM-229
RMVEN I8577GMF	18	8	5	108	45	73.1	1521	23.24	RM-230
RMVEN I8690GMF	18	8	5	112	45	73.1	1521	23.24	RM-229
RMVEN I8546GMF	18	8	5	114	42	73.1	1521	23.24	RM-229
RMVEN I8314GMF	18	8	5	120	34	72.6	1521	23.24	RM-229
RMVEN I8514GMF	18	8	5	120	45	72.6	1521	23.24	RM-229
RMVEN I8494GMF	18	8	5	100	35	73.1	1521	23.24	RM-230
RMVEN J8690GMF	18	8.5	5	112	45	73.1	1521	23.81	RM-229
RMVEN J8414GMF	18	8.5	5	120	37	72.6	1521	23.81	RM-229
RMVEN J8514GMF	18	8.5	5	120	44	72.6	1521	23.81	RM-229
RMVEN J9350GMF	19	8.5	5	112	32	73.1	1598	24.78	RM-229
RMVEN J9690GMF	19	8.5	5	112	45	73.1	1598	24.78	RM-229
RMVEN J9414GMF	19	8.5	5	120	35	72.6	1598	24.78	RM-229
RMVEN J9677GMF	19	8.5	5	108	45	73.1	1598	24.78	RM-230
RMVEN J9546GMF	19	8.5	5	114	42	73.1	1598	24.78	RM-229
RMVEN L9690GMF	19	9.5	5	112	45	73.1	1598	25.88	RM-229
RMVEN L9414GMF	19	9.5	5	120	38	72.6	1598	25.88	RM-229
RMVEN J0677GMF	20	8.5	5	108	45	73.1	2205	31.39	RM-230
RMVEN J0350GMF	20	8.5	5	112	32	73.1	2205	31.39	RM-229
RMVEN J0690GMF	20	8.5	5	112	45	73.1	2205	31.39	RM-229
RMVEN J0546GMF	20	8.5	5	114.3	40	73.1	2205	31.39	RM-229
RMVEN J0514GMF	20	8.5	5	120	38	72.6	2205	31.39	RM-229
RMVEN J0765GMF	20	8.5	5	160	52	65.1	2205	31.39	RM-229

VENOM

GLOSS BLACK



ROMAC™
WHEELS



ROMAC VENOM FEATURES:



PART	D	W	H	PCD	ET	CB	WEIGHT RATING (LBS)	WEIGHT (LBS)	CAP
RMVEN H7690GB	17	7.5	5	112	45	73.1	1521	21.34	RM-229
RMVEN H7577GB	17	7.5	5	108	42	73.1	1521	21.34	RM-230
RMVEN H7546GB	17	7.5	5	114	40	73.1	1521	21.34	RM-229
RMVEN H7494GB	17	7.5	5	100	35	73.1	1521	21.34	RM-230
RMVEN H7514GB	17	7.5	5	120	42	72.6	1521	21.34	RM-229
RMVEN I8577GB	18	8	5	108	45	73.1	1521	23.24	RM-230
RMVEN I8690GB	18	8	5	112	45	73.1	1521	23.24	RM-229
RMVEN I8546GB	18	8	5	114	42	73.1	1521	23.24	RM-229
RMVEN I8314GB	18	8	5	120	34	72.6	1521	23.24	RM-229
RMVEN I8514GB	18	8	5	120	45	72.6	1521	23.24	RM-229
RMVEN I8494GB	18	8	5	100	35	73.1	1521	23.24	RM-230
RMVEN J8690GB	18	8.5	5	112	45	73.1	1521	23.81	RM-229
RMVEN J8414GB	18	8.5	5	120	37	72.6	1521	23.81	RM-229
RMVEN J8514GB	18	8.5	5	120	44	72.6	1521	23.81	RM-229
RMVEN J9350GB	19	8.5	5	112	32	73.1	1598	24.78	RM-229
RMVEN J9690GB	19	8.5	5	112	45	73.1	1598	24.78	RM-229
RMVEN J9414GB	19	8.5	5	120	35	72.6	1598	24.78	RM-229
RMVEN J9677GB	19	8.5	5	108	45	73.1	1598	24.78	RM-230
RMVEN J9546GB	19	8.5	5	114	42	73.1	1598	24.78	RM-229
RMVEN L9690GB	19	9.5	5	112	45	73.1	1598	25.88	RM-229
RMVEN L9414GB	19	9.5	5	120	38	72.6	1598	25.88	RM-229
RMVEN J0677GB	20	8.5	5	108	45	73.1	2205	31.39	RM-230
RMVEN J0350GB	20	8.5	5	112	32	73.1	2205	31.39	RM-229
RMVEN J0690GB	20	8.5	5	112	45	73.1	2205	31.39	RM-229
RMVEN J0546GB	20	8.5	5	114.3	40	73.1	2205	31.39	RM-229
RMVEN J0514GB	20	8.5	5	120	38	72.6	2205	31.39	RM-229
RMVEN J0765GB	20	8.5	5	160	52	65.1	2205	31.39	RM-229

VENOM

SILVER



ROMAC™
WHEELS

ROMAC VENOM FEATURES:



PART	D	W	H	PCD	ET	CB	WEIGHT RATING (LBS)	WEIGHT (LBS)	CAP
RMVEN H7690S	17	7.5	5	112	45	73.1	1521	21.34	RM-229
RMVEN H7577S	17	7.5	5	108	42	73.1	1521	21.34	RM-230
RMVEN H7546S	17	7.5	5	114	40	73.1	1521	21.34	RM-229
RMVEN H7494S	17	7.5	5	100	35	73.1	1521	21.34	RM-230
RMVEN H7514S	17	7.5	5	120	42	72.6	1521	21.34	RM-229
RMVEN I8577S	18	8	5	108	45	73.1	1521	23.24	RM-230
RMVEN I8690S	18	8	5	112	45	73.1	1521	23.24	RM-229
RMVEN I8546S	18	8	5	114	42	73.1	1521	23.24	RM-229
RMVEN I8314S	18	8	5	120	34	72.6	1521	23.24	RM-229
RMVEN I8514S	18	8	5	120	45	72.6	1521	23.24	RM-229
RMVEN I8494S	18	8	5	100	35	73.1	1521	23.24	RM-230
RMVEN J8690S	18	8.5	5	112	45	73.1	1521	23.81	RM-229
RMVEN J8414S	18	8.5	5	120	37	72.6	1521	23.81	RM-229
RMVEN J8514S	18	8.5	5	120	44	72.6	1521	23.81	RM-229
RMVEN J9350S	19	8.5	5	112	32	73.1	1598	24.78	RM-229
RMVEN J9690S	19	8.5	5	112	45	73.1	1598	24.78	RM-229
RMVEN J9414S	19	8.5	5	120	35	72.6	1598	24.78	RM-229
RMVEN J9677S	19	8.5	5	108	45	73.1	1598	24.78	RM-230
RMVEN J9546S	19	8.5	5	114	42	73.1	1598	24.78	RM-229
RMVEN L9690S	19	9.5	5	112	45	73.1	1598	25.88	RM-229
RMVEN L9414S	19	9.5	5	120	38	72.6	1598	25.88	RM-229
RMVEN J0677S	20	8.5	5	108	45	73.1	2205	31.39	RM-230
RMVEN J0350S	20	8.5	5	112	32	73.1	2205	31.39	RM-229
RMVEN J0690S	20	8.5	5	112	45	73.1	2205	31.39	RM-229
RMVEN J0546S	20	8.5	5	114.3	40	73.1	2205	31.39	RM-229
RMVEN J0514S	20	8.5	5	120	38	72.6	2205	31.39	RM-229
RMVEN J0765S	20	8.5	5	160	52	65.1	2205	31.39	RM-229

PULSE

GLOSS BLACK



ROMAC™ WHEELS

ROMAC PULSE FEATURES:



LOW PRESSURE
CASTING



PART	D	W	H	PCD	ET	CB	WEIGHT RATING (LBS)	WEIGHT (LBS)	CAP
RMPUL F5475B	15	6.5	4	100	40	73.1	1521	17.42	RM-240
RMPUL F5430B	15	6.5	4	108	40	63.4	1521	17.42	RM-240
RMPUL F5494B	15	6.5	5	100	35	73.1	1521	17.42	RM-240
RMPUL F6475B	16	6.5	4	100	40	73.1	1521	18.96	RM-240
RMPUL F6430B	16	6.5	4	108	40	63.4	1521	18.96	RM-240
RMPUL F6494B	16	6.5	5	100	35	73.1	1521	18.96	RM-240
RMPUL F6577B	16	6.5	5	108	42	73.1	1521	18.96	RM-240
RMPUL F6590B	16	6.5	5	112	42	73.1	1521	18.96	RM-240
RMPUL G7475B	17	7	4	100	40	73.1	1521	20.59	RM-240
RMPUL G7530B	17	7	4	108	42	63.4	1521	20.59	RM-240
RMPUL I8494B	18	8	5	100	35	73.1	1521	23.10	RM-240
RMPUL I8577B	18	8	5	108	42	73.1	1521	23.10	RM-240
RMPUL I8690B	18	8	5	112	45	73.1	1521	23.10	RM-240
RMPUL I8546B	18	8	5	114	42	73.1	1521	23.10	RM-240

PULSE

SILVER



ROMAC™
WHEELS

ROMAC PULSE FEATURES:



LOW PRESSURE
CASTING



PART	D	W	H	PCD	ET	CB	WEIGHT RATING (LBS)	WEIGHT (LBS)	CAP
RMPULF5475S	15	6.5	4	100	40	73.1	1521	17.42	RM-240
RMPULF5430S	15	6.5	4	108	40	63.4	1521	17.42	RM-240
RMPULF5494S	15	6.5	5	100	35	73.1	1521	17.42	RM-240
RMPULF6475S	16	6.5	4	100	40	73.1	1521	18.96	RM-240
RMPULF6430S	16	6.5	4	108	40	63.4	1521	18.96	RM-240
RMPULF6494S	16	6.5	5	100	35	73.1	1521	18.96	RM-240
RMPULF6577S	16	6.5	5	108	42	73.1	1521	18.96	RM-240
RMPULF6590S	16	6.5	5	112	42	73.1	1521	18.96	RM-240
RMPULG7475S	17	7	4	100	40	73.1	1521	20.59	RM-240
RMPULG7530S	17	7	4	108	42	63.4	1521	20.59	RM-240
RMPULI8494S	18	8	5	100	35	73.1	1521	23.10	RM-240
RMPULI8577S	18	8	5	108	42	73.1	1521	23.10	RM-240
RMPULI8690S	18	8	5	112	45	73.1	1521	23.10	RM-240
RMPULI8546S	18	8	5	114	42	73.1	1521	23.10	RM-240

UTAH



ROMAC™ WHEELS

ROMAC UTAH FEATURES:



LOW PRESSURE
CASTING



XL WEIGHT
RATING



SILVER

PART	D	W	H	PCD	ET	CB	WEIGHT RATING (LBS)	WEIGHT (LBS)	CAP
RMUTA K0379S	20	9	6	139.7	30	106	2105	27.16	RM-243A
RMUTA K0179S	20	9	6	139.7	12	93.1	2105	27.16	RM-243A
RMUTA K0383S	20	9	6	114.3	30	66.1	2105	27.16	RM-243A

SATIN BLACK

PART	D	W	H	PCD	ET	CB	WEIGHT RATING (LBS)	WEIGHT (LBS)	CAP
RMUTA K0379SB	20	9	6	139.7	30	106	2105	27.16	RM-243A
RMUTA K0179SB	20	9	6	139.7	12	93.1	2105	27.16	RM-243A
RMUTA K0383SB	20	9	6	114.3	30	66.1	2105	27.16	RM-243A

GLOSS BLACK

PART	D	W	H	PCD	ET	CB	WEIGHT RATING (LBS)	WEIGHT (LBS)	CAP
RMUTA K0379GB	20	9	6	139.7	30	106	2105	27.16	RM-243A
RMUTA K0179GB	20	9	6	139.7	12	93.1	2105	27.16	RM-243A
RMUTA K0383GB	20	9	6	114.3	30	66.1	2105	27.16	RM-243A

AIR

BLACK / POLISH



ROMAC™
WHEELS

ROMAC AIR FEATURES:



LOW PRESSURE
CASTING



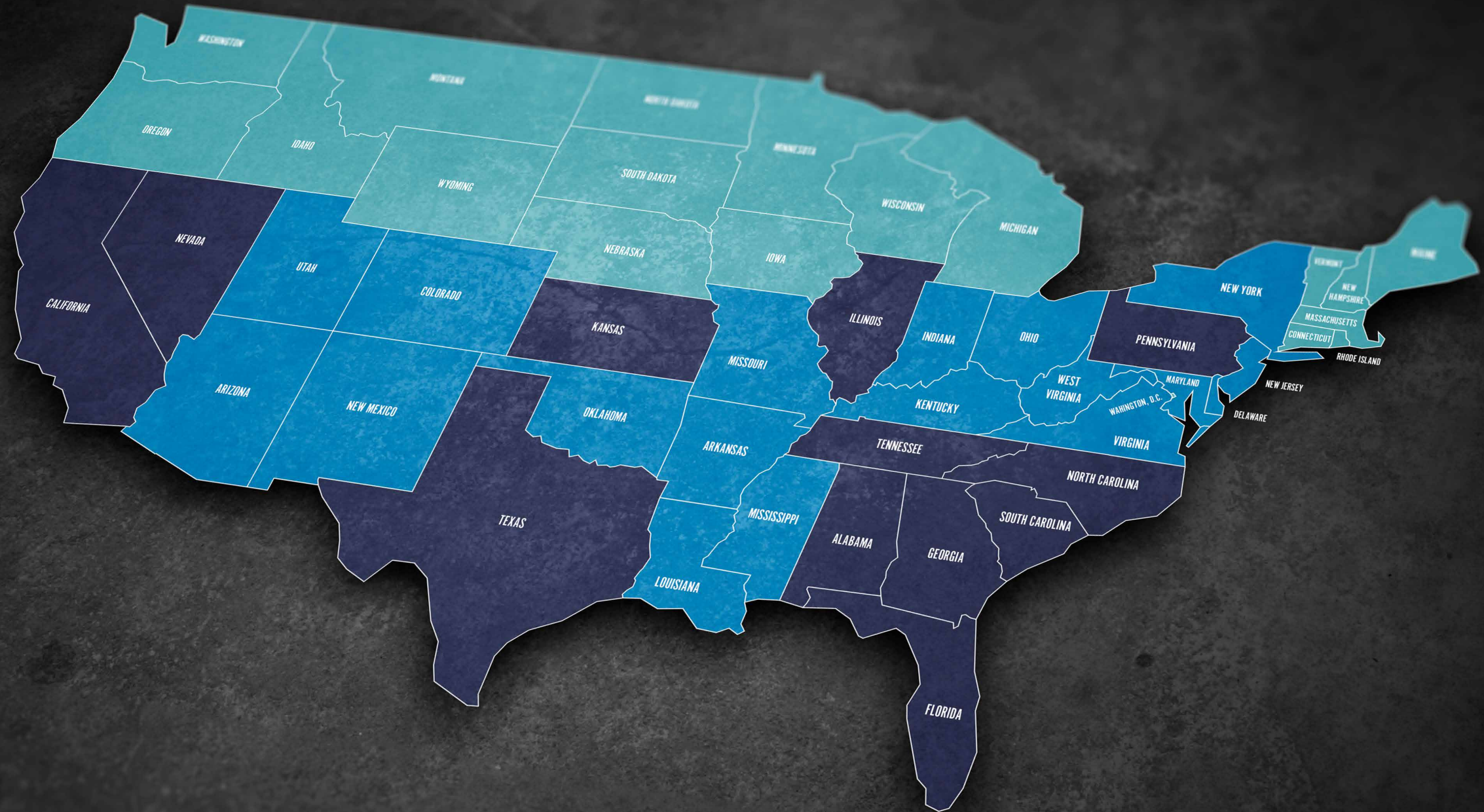
POWDER
COATED



PART	D	W	H	PCD	ET	CB	WEIGHT RATING (LBS)	WEIGHT (LBS)	CAP
RMAIR 18690BMF	18	8	5	112	45	66.6	1521	23.10	RM-230
RMAIR 18546BMF	18	8	5	114	42	73.1	1521	23.10	RM-230
RMAIR 18577BMF	18	8	5	108	45	73.1	1521	23.10	RM-230
RMAIR 18494BMF	18	8	5	100	35	73.1	1521	23.10	RM-230
RMAIR J9350BMF	19	8.5	5	112	32	66.6	1598	25.18	RM-230
RMAIR J9690BMF	19	8.5	5	112	45	66.6	1598	25.18	RM-230
RMAIR J9677BMF	19	8.5	5	108	45	73.1	1598	25.18	RM-230
RMAIR J9546BMF	19	8.5	5	114	42	73.1	1598	25.18	RM-230

DISTRIBUTION & SHIPPING

Romac Wheels™ are distributed via our International logistics partners with same day dispatch & multiple shipping services available on all orders from single sets to multi pallet consignments.



- NEXT DAY
- 1-2 DAYS
- 3 DAYS



ROMAC ACCESSORIES

Available in a variety of colours, our official Romac Wheels™ centre caps & decals can be purchased directly through our website.




SILVER



GREY



SATIN BLACK



GLOSS BLACK



GOLD



GREEN



BLUE




PINK



RED



PLAIN



UTAH REPLACEMENT CAPS
SILVER / BLACK / GLOSS BLACK



ROMAC™
OFFICIAL ROMAC DECALS
AVAILABLE IN BLACK, WHITE & RED

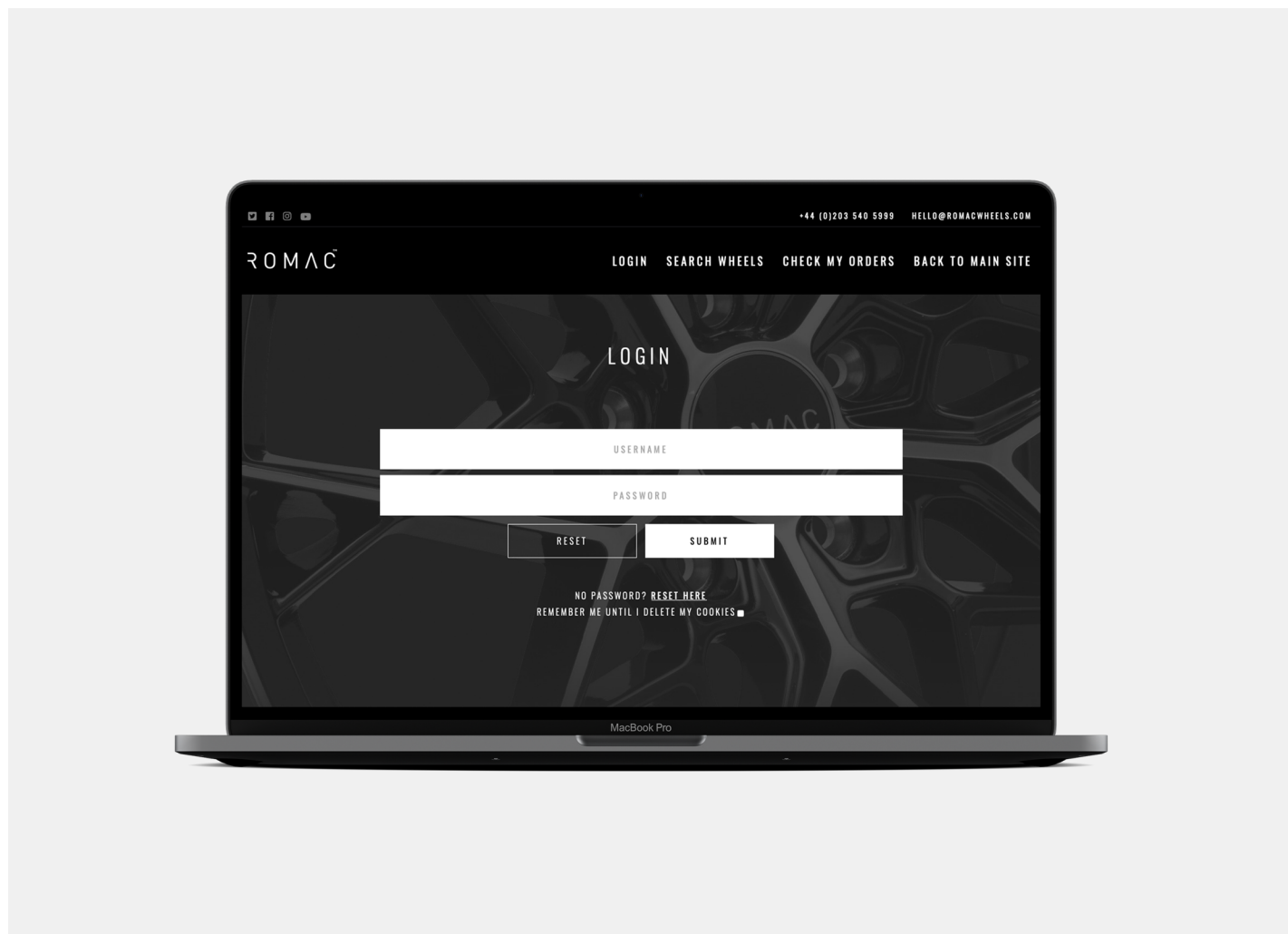
B2B PLATFORM



Check live stock levels, place orders and find up to the minute product information on our custom built B2B Portal.

Search by:

Design	Size	PCD	SKU	Colour
--------	------	-----	-----	--------



ROMAC™

WHEELS



FOLLOW US