

ROMAC™  
WHEELS

ROMAC™  
WHEELS

ROMAC WHEELS

ROMACWHEELS.COM

# APPLICATION GUIDE


APPLICATION GUIDE



## CONTACT US

E [HELLO@ROMACWHEELS.COM](mailto:HELLO@ROMACWHEELS.COM)

W [WWW.ROMACWHEELS.COM](http://WWW.ROMACWHEELS.COM)



# CONTENTS



**VORTEX**  
PAGE 6 →



**STEALTH**  
PAGE 12 →



**TORQUE**  
PAGE 20 →



**EDGE**  
PAGE 28 →



**CATALINA**  
PAGE 34 →



**DIABLO**  
PAGE 36 →



**RADIUM**  
PAGE 44 →



**COBRA**  
PAGE 52 →



**VENOM**  
PAGE 62 →



**PULSE**  
PAGE 70 →




**UTAH**  
PAGE 74 →



**AIR**  
PAGE 76 →

# PRODUCTION & TESTING

GREAT CARE IS TAKEN TO ENSURE ALL PRODUCTS INCLUDED AS PART OF THE EXCLUSIVE ROMAC WHEELS™ PORTFOLIO ARE OF THE HIGHEST POSSIBLE QUALITY AND COMPLY WITH VARIOUS INTERNATIONAL TESTING AND SAFETY STANDARDS.



Romac Wheels™ are produced in dedicated OE environments using Low Pressure Casting and Flow Forming Technology. These production processes allow reduced product weight whilst increasing overall impact/ tensile strength and are the primary production processes for most OE manufacturers. All polished designs included in our collection also feature powder coated finishes as standard.

All products included in the Romac Wheels™ collection are tested in our own in house Internationally certified facilities from the initial design process through every stage of production. All designs complete a series of rigorous testing ensuring our products, finishes and accessories are of premium quality.

## IMPACT TEST


Designed to replicate 'real world' conditions, the Impact Test involves weight loads being applied to the wheel both with and without tires and in various impact configurations. During the design process the high weight bearing sections of the wheel are identified and are subjected to additional testing. The leading focus of this test is to check for air retention and confirm structural design integrity.

## RADIAL FATIGUE

The Radial Fatigue test replicates load forces applied to a wheel during use. The Radial test is completed both with and without tires and with various weight configurations to simulate passengers & cargo. XL weight rated designs are also tested with commercial loads. The weight loads and forces used during this test are considerably more than 'real world' conditions and exceed all international standards with each subject completing a minimum of 200,000 revolutions.

## CORNERING FATIGUE

Using many of the same procedures as the Radial and Impact tests, Cornering Fatigue analysis focuses directly on the structural performance of the wheel under extreme load stresses during cornering. Simulations are completed with various weight loads and road conditions to ensure the wheel is tested to conditions exceeding normal road use.



## PCD TOLERANCE

As one of the higher stress areas of the wheel PCD Tolerance is measured and sampled separately. The PCD Tolerance test involves the subject being fitted on a mounting hub where the studs are expanded replicating extreme stress and providing us with crucial safety data. This test is completed several times to ensure the accuracy of the results.

## HELIUM TESTING


Historically air leak tests were conducted using water, today we test with helium. Due to the chemical properties of helium it is a much more accurate test to ensure wheels are structurally sound and without potential leaks.

## SALT WATER

All Romac Wheels™ and accessories are tested to withstand corrosion and salt water exposure. To replicate high salt road conditions, products are 'misted' in our finishing chamber at various exposure levels.

## PAINT DURABILITY

Our market leading paint finishes are achieved through aggressive durability testing and analysis. Paint impact tests are completed with projectiles and other road debris fired at the wheel at high velocity with damage and paint integrity data analysed ensuring all paint finishes included in our collection maintain our premium quality standard.



# VORTEX

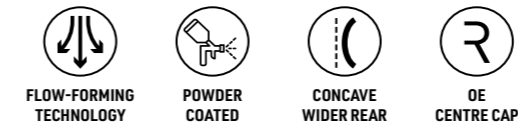
BLACK / POLISH



ROMAC™  
WHEELS



ROMAC VORTEX FEATURES:



| PART           | W   | D  | H | PCD | ET | CB   | WEIGHT RATING | WEIGHT | CAP    |
|----------------|-----|----|---|-----|----|------|---------------|--------|--------|
| RMVOR I8577BMF | 8   | 18 | 5 | 108 | 45 | 73.1 | 725kg         | 9.5kg  | RM-230 |
| RMVOR I8690BMF | 8   | 18 | 5 | 112 | 45 | 73.1 | 725kg         | 9.5kg  | RM-229 |
| RMVOR I8546BMF | 8   | 18 | 5 | 114 | 42 | 73.1 | 725kg         | 9.5kg  | RM-229 |
| RMVOR I8314BMF | 8   | 18 | 5 | 120 | 34 | 72.6 | 725kg         | 9.5kg  | RM-229 |
| RMVOR I8514BMF | 8   | 18 | 5 | 120 | 45 | 72.6 | 725kg         | 9.5kg  | RM-229 |
| RMVOR I8494BMF | 8   | 18 | 5 | 100 | 35 | 73.1 | 725kg         | 9.5kg  | RM-230 |
| RMVOR J8690BMF | 8.5 | 18 | 5 | 112 | 45 | 73.1 | 725kg         | 10.4kg | RM-229 |
| RMVOR J8414BMF | 8.5 | 18 | 5 | 120 | 37 | 72.6 | 725kg         | 10.4kg | RM-229 |
| RMVOR J8514BMF | 8.5 | 18 | 5 | 120 | 44 | 72.6 | 725kg         | 10.4kg | RM-229 |
| RMVOR I9250BMF | 8   | 19 | 5 | 112 | 28 | 73.1 | 800kg         | 11.1kg | RM-229 |
| RMVOR I9690BMF | 8   | 19 | 5 | 112 | 45 | 73.1 | 800kg         | 11.1kg | RM-229 |
| RMVOR I9314BMF | 8   | 19 | 5 | 120 | 33 | 72.6 | 800kg         | 11.1kg | RM-229 |
| RMVOR I9677BMF | 8   | 19 | 5 | 108 | 42 | 73.1 | 800kg         | 11.1kg | RM-230 |
| RMVOR I9546BMF | 8   | 19 | 5 | 114 | 40 | 73.1 | 800kg         | 11.1kg | RM-229 |
| RMVOR K9414BMF | 9   | 19 | 5 | 120 | 37 | 72.6 | 800kg         | 11.7kg | RM-229 |
| RMVOR K9590BMF | 9   | 19 | 5 | 112 | 40 | 73.1 | 800kg         | 11.7kg | RM-229 |
| RMVOR J0546BMF | 8.5 | 20 | 5 | 114 | 38 | 73.1 | 1000kg        | 13kg   | RM-229 |
| RMVOR J0677BMF | 8.5 | 20 | 5 | 108 | 45 | 73.1 | 1000kg        | 13kg   | RM-230 |
| RMVOR J0250BMF | 8.5 | 20 | 5 | 112 | 26 | 66.6 | 1000kg        | 13kg   | RM-229 |
| RMVOR J0690BMF | 8.5 | 20 | 5 | 112 | 45 | 66.6 | 1000kg        | 13kg   | RM-229 |
| RMVOR J0414BMF | 8.5 | 20 | 5 | 120 | 38 | 72.6 | 1000kg        | 13kg   | RM-229 |
| RMVOR L0514BMF | 9.5 | 20 | 5 | 120 | 40 | 72.6 | 1000kg        | 14kg   | RM-229 |
| RMVOR L0450BMF | 9.5 | 20 | 5 | 112 | 37 | 66.6 | 1000kg        | 14kg   | RM-229 |
| RMVOR M0514BMF | 10  | 20 | 5 | 120 | 40 | 72.6 | 1000kg        | 14.4kg | RM-229 |
| RMVOR L2514BMF | 9.5 | 22 | 5 | 120 | 40 | 72.6 | 1000kg        | 15.7kg | RM-229 |
| RMVOR L2590BMF | 9.5 | 22 | 5 | 112 | 40 | 66.6 | 1000kg        | 15.7kg | RM-229 |


# VORTEX

## SILVER



ROMAC™  
WHEELS

ROMAC VORTEX FEATURES:



| PART         | W   | D  | H | PCD | ET | CB   | WEIGHT RATING | WEIGHT | CAP    |
|--------------|-----|----|---|-----|----|------|---------------|--------|--------|
| RMVOR I8577S | 8   | 18 | 5 | 108 | 45 | 73.1 | 725kg         | 9.5kg  | RM-230 |
| RMVOR I8690S | 8   | 18 | 5 | 112 | 45 | 73.1 | 725kg         | 9.5kg  | RM-229 |
| RMVOR I8546S | 8   | 18 | 5 | 114 | 42 | 73.1 | 725kg         | 9.5kg  | RM-229 |
| RMVOR I8314S | 8   | 18 | 5 | 120 | 34 | 72.6 | 725kg         | 9.5kg  | RM-229 |
| RMVOR I8514S | 8   | 18 | 5 | 120 | 45 | 72.6 | 725kg         | 9.5kg  | RM-229 |
| RMVOR I8494S | 8   | 18 | 5 | 100 | 35 | 73.1 | 725kg         | 9.5kg  | RM-230 |
| RMVOR J8690S | 8.5 | 18 | 5 | 112 | 45 | 73.1 | 725kg         | 10.4kg | RM-229 |
| RMVOR J8414S | 8.5 | 18 | 5 | 120 | 37 | 72.6 | 725kg         | 10.4kg | RM-229 |
| RMVOR J8514S | 8.5 | 18 | 5 | 120 | 44 | 72.6 | 725kg         | 10.4kg | RM-229 |
| RMVOR I9250S | 8   | 19 | 5 | 112 | 28 | 73.1 | 800kg         | 11.1kg | RM-229 |
| RMVOR I9690S | 8   | 19 | 5 | 112 | 45 | 73.1 | 800kg         | 11.1kg | RM-229 |
| RMVOR I9314S | 8   | 19 | 5 | 120 | 33 | 72.6 | 800kg         | 11.1kg | RM-229 |
| RMVOR I9677S | 8   | 19 | 5 | 108 | 42 | 73.1 | 800kg         | 11.1kg | RM-230 |
| RMVOR I9546S | 8   | 19 | 5 | 114 | 40 | 73.1 | 800kg         | 11.1kg | RM-229 |
| RMVOR K9414S | 9   | 19 | 5 | 120 | 37 | 72.6 | 800kg         | 11.7kg | RM-229 |
| RMVOR K9590S | 9   | 19 | 5 | 112 | 40 | 73.1 | 800kg         | 11.7kg | RM-229 |
| RMVOR J0546S | 8.5 | 20 | 5 | 114 | 38 | 73.1 | 1000kg        | 13kg   | RM-229 |
| RMVOR J0677S | 8.5 | 20 | 5 | 108 | 45 | 73.1 | 1000kg        | 13kg   | RM-230 |
| RMVOR J0250S | 8.5 | 20 | 5 | 112 | 26 | 66.6 | 1000kg        | 13kg   | RM-229 |
| RMVOR J0690S | 8.5 | 20 | 5 | 112 | 45 | 66.6 | 1000kg        | 13kg   | RM-229 |
| RMVOR J0414S | 8.5 | 20 | 5 | 120 | 38 | 72.6 | 1000kg        | 13kg   | RM-229 |
| RMVOR L0514S | 9.5 | 20 | 5 | 120 | 40 | 72.6 | 1000kg        | 14kg   | RM-229 |
| RMVOR L0450S | 9.5 | 20 | 5 | 112 | 37 | 66.6 | 1000kg        | 14kg   | RM-229 |
| RMVOR M0514S | 10  | 20 | 5 | 120 | 40 | 72.6 | 1000kg        | 14.4kg | RM-229 |
| RMVOR L2514S | 9.5 | 22 | 5 | 120 | 40 | 72.6 | 1000kg        | 15.7kg | RM-229 |
| RMVOR L2590S | 9.5 | 22 | 5 | 112 | 40 | 66.6 | 1000kg        | 15.7kg | RM-229 |

# VORTEX

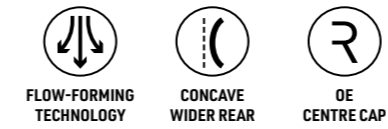
## GLOSS BLACK



ROMAC™  
WHEELS



ROMAC VORTEX FEATURES:



| PART          | W   | D  | H | PCD | ET | CB   | WEIGHT RATING | WEIGHT | CAP    |
|---------------|-----|----|---|-----|----|------|---------------|--------|--------|
| RMVOR I8577GB | 8   | 18 | 5 | 108 | 45 | 73.1 | 725kg         | 9.5kg  | RM-230 |
| RMVOR I8690GB | 8   | 18 | 5 | 112 | 45 | 73.1 | 725kg         | 9.5kg  | RM-229 |
| RMVOR I8546GB | 8   | 18 | 5 | 114 | 42 | 73.1 | 725kg         | 9.5kg  | RM-229 |
| RMVOR I8314GB | 8   | 18 | 5 | 120 | 34 | 72.6 | 725kg         | 9.5kg  | RM-229 |
| RMVOR I8514GB | 8   | 18 | 5 | 120 | 45 | 72.6 | 725kg         | 9.5kg  | RM-229 |
| RMVOR I8494GB | 8   | 18 | 5 | 100 | 35 | 73.1 | 725kg         | 9.5kg  | RM-230 |
| RMVOR J8690GB | 8.5 | 18 | 5 | 112 | 45 | 73.1 | 725kg         | 10.4kg | RM-229 |
| RMVOR J8414GB | 8.5 | 18 | 5 | 120 | 37 | 72.6 | 725kg         | 10.4kg | RM-229 |
| RMVOR J8514GB | 8.5 | 18 | 5 | 120 | 44 | 72.6 | 725kg         | 10.4kg | RM-229 |
| RMVOR I9250GB | 8   | 19 | 5 | 112 | 28 | 73.1 | 800kg         | 11.1kg | RM-229 |
| RMVOR I9690GB | 8   | 19 | 5 | 112 | 45 | 73.1 | 800kg         | 11.1kg | RM-229 |
| RMVOR I9314GB | 8   | 19 | 5 | 120 | 33 | 72.6 | 800kg         | 11.1kg | RM-229 |
| RMVOR I9677GB | 8   | 19 | 5 | 108 | 42 | 73.1 | 800kg         | 11.1kg | RM-230 |
| RMVOR I9546GB | 8   | 19 | 5 | 114 | 40 | 73.1 | 800kg         | 11.1kg | RM-229 |
| RMVOR K9414GB | 9   | 19 | 5 | 120 | 37 | 72.6 | 800kg         | 11.7kg | RM-229 |
| RMVOR K9590GB | 9   | 19 | 5 | 112 | 40 | 73.1 | 800kg         | 11.7kg | RM-229 |
| RMVOR J0546GB | 8.5 | 20 | 5 | 114 | 38 | 73.1 | 1000kg        | 13kg   | RM-229 |
| RMVOR J0677GB | 8.5 | 20 | 5 | 108 | 45 | 73.1 | 1000kg        | 13kg   | RM-230 |
| RMVOR J0250GB | 8.5 | 20 | 5 | 112 | 26 | 66.6 | 1000kg        | 13kg   | RM-229 |
| RMVOR J0690GB | 8.5 | 20 | 5 | 112 | 45 | 66.6 | 1000kg        | 13kg   | RM-229 |
| RMVOR J0414GB | 8.5 | 20 | 5 | 120 | 38 | 72.6 | 1000kg        | 13kg   | RM-229 |
| RMVOR L0514GB | 9.5 | 20 | 5 | 120 | 40 | 72.6 | 1000kg        | 14kg   | RM-229 |
| RMVOR L0450GB | 9.5 | 20 | 5 | 112 | 37 | 66.6 | 1000kg        | 14kg   | RM-229 |
| RMVOR M0514GB | 10  | 20 | 5 | 120 | 40 | 72.6 | 1000kg        | 14.4kg | RM-229 |
| RMVOR L2514GB | 9.5 | 22 | 5 | 120 | 40 | 72.6 | 1000kg        | 15.7kg | RM-229 |
| RMVOR L2590GB | 9.5 | 22 | 5 | 112 | 40 | 66.6 | 1000kg        | 15.7kg | RM-229 |

# STEALTH

## SILVER



ROMAC™  
WHEELS



ROMAC STEALTH FEATURES:



FLOW-FORMING  
TECHNOLOGY



XL WEIGHT  
RATING

| PART         | W   | D  | H | PCD | ET | CB   | WEIGHT RATING | WEIGHT  | CAP    |
|--------------|-----|----|---|-----|----|------|---------------|---------|--------|
| RMSTE F6614S | 6.5 | 16 | 5 | 120 | 50 | 65.1 | 1250kg        | 9.40kg  | RM-240 |
| RMSTE F6646S | 6.5 | 16 | 5 | 114 | 50 | 66.1 | 1250kg        | 9.40kg  | RM-240 |
| RMSTE F6666S | 6.5 | 16 | 5 | 160 | 50 | 65.1 | 1250kg        | 9.40kg  | RM-240 |
| RMSTE F6674S | 6.5 | 16 | 5 | 130 | 50 | 89.1 | 1250kg        | 9.40kg  | RM-240 |
| RMSTE F6678S | 6.5 | 16 | 5 | 118 | 50 | 71.1 | 1250kg        | 9.40kg  | RM-240 |
| RMSTE F6690S | 6.5 | 16 | 5 | 112 | 50 | 66.6 | 1250kg        | 9.40kg  | RM-240 |
| RMSTE F6677S | 6.5 | 16 | 5 | 108 | 40 | 65.1 | 1250kg        | 9.40kg  | RM-240 |
| RMSTE F6748S | 6.5 | 16 | 6 | 130 | 50 | 84.1 | 1250kg        | 9.40kg  | RM-240 |
| RMSTE F6791S | 6.5 | 16 | 6 | 120 | 50 | 74.6 | 1250kg        | 9.40kg  | RM-240 |
| RMSTE H8614S | 7.5 | 18 | 5 | 120 | 45 | 72.6 | 1250kg        | 11.44kg | RM-240 |
| RMSTE H8646S | 7.5 | 18 | 5 | 114 | 45 | 73.1 | 1250kg        | 11.44kg | RM-240 |
| RMSTE H8665S | 7.5 | 18 | 5 | 160 | 54 | 65.1 | 1250kg        | 11.44kg | RM-240 |
| RMSTE H8577S | 7.5 | 18 | 5 | 108 | 45 | 73.1 | 1250kg        | 11.44kg | RM-240 |
| RMSTE H8748S | 7.5 | 18 | 6 | 130 | 50 | 84.1 | 1250kg        | 11.44kg | RM-240 |
| RMSTE H8791S | 7.5 | 18 | 6 | 120 | 50 | 74.6 | 1250kg        | 11.44kg | RM-240 |

# STEALTH

GLOSS BLACK



ROMAC™  
WHEELS



ROMAC STEALTH FEATURES:



FLOW-FORMING  
TECHNOLOGY



XL WEIGHT  
RATING

| PART          | W   | D  | H | PCD | ET | CB   | WEIGHT RATING | WEIGHT  | CAP    |
|---------------|-----|----|---|-----|----|------|---------------|---------|--------|
| RMSTE F6614GB | 6.5 | 16 | 5 | 120 | 50 | 65.1 | 1250kg        | 9.40kg  | RM-240 |
| RMSTE F6646GB | 6.5 | 16 | 5 | 114 | 50 | 66.1 | 1250kg        | 9.40kg  | RM-240 |
| RMSTE F6666GB | 6.5 | 16 | 5 | 160 | 50 | 65.1 | 1250kg        | 9.40kg  | RM-240 |
| RMSTE F6674GB | 6.5 | 16 | 5 | 130 | 50 | 89.1 | 1250kg        | 9.40kg  | RM-240 |
| RMSTE F6678GB | 6.5 | 16 | 5 | 118 | 50 | 71.1 | 1250kg        | 9.40kg  | RM-240 |
| RMSTE F6690GB | 6.5 | 16 | 5 | 112 | 50 | 66.6 | 1250kg        | 9.40kg  | RM-240 |
| RMSTE F6677GB | 6.5 | 16 | 5 | 108 | 40 | 65.1 | 1250kg        | 9.40kg  | RM-240 |
| RMSTE F6748GB | 6.5 | 16 | 6 | 130 | 50 | 84.1 | 1250kg        | 9.40kg  | RM-240 |
| RMSTE F6791GB | 6.5 | 16 | 6 | 120 | 50 | 74.6 | 1250kg        | 9.40kg  | RM-240 |
| RMSTE H8614GB | 7.5 | 18 | 5 | 120 | 45 | 72.6 | 1250kg        | 11.44kg | RM-240 |
| RMSTE H8646GB | 7.5 | 18 | 5 | 114 | 45 | 73.1 | 1250kg        | 11.44kg | RM-240 |
| RMSTE H8665GB | 7.5 | 18 | 5 | 160 | 54 | 65.1 | 1250kg        | 11.44kg | RM-240 |
| RMSTE H8577GB | 7.5 | 18 | 5 | 108 | 45 | 73.1 | 1250kg        | 11.44kg | RM-240 |
| RMSTE H8748GB | 7.5 | 18 | 6 | 130 | 50 | 84.1 | 1250kg        | 11.44kg | RM-240 |
| RMSTE H8791GB | 7.5 | 18 | 6 | 120 | 50 | 74.6 | 1250kg        | 11.44kg | RM-240 |



# STEALTH

## SATIN BLACK

ROMAC™  
WHEELS



ROMAC STEALTH FEATURES:



FLOW-FORMING  
TECHNOLOGY



XL WEIGHT  
RATING

| PART          | W   | D  | H | PCD | ET | CB   | WEIGHT RATING | WEIGHT  | CAP    |
|---------------|-----|----|---|-----|----|------|---------------|---------|--------|
| RMSTE F6614SB | 6.5 | 16 | 5 | 120 | 50 | 65.1 | 1250kg        | 9.40kg  | RM-240 |
| RMSTE F6646SB | 6.5 | 16 | 5 | 114 | 50 | 66.1 | 1250kg        | 9.40kg  | RM-240 |
| RMSTE F6666SB | 6.5 | 16 | 5 | 160 | 50 | 65.1 | 1250kg        | 9.40kg  | RM-240 |
| RMSTE F6674SB | 6.5 | 16 | 5 | 130 | 50 | 89.1 | 1250kg        | 9.40kg  | RM-240 |
| RMSTE F6678SB | 6.5 | 16 | 5 | 118 | 50 | 71.1 | 1250kg        | 9.40kg  | RM-240 |
| RMSTE F6690SB | 6.5 | 16 | 5 | 112 | 50 | 66.6 | 1250kg        | 9.40kg  | RM-240 |
| RMSTE F6677SB | 6.5 | 16 | 5 | 108 | 40 | 65.1 | 1250kg        | 9.40kg  | RM-240 |
| RMSTE F6748SB | 6.5 | 16 | 6 | 130 | 50 | 84.1 | 1250kg        | 9.40kg  | RM-240 |
| RMSTE F6791SB | 6.5 | 16 | 6 | 120 | 50 | 74.6 | 1250kg        | 9.40kg  | RM-240 |
| RMSTE H8614SB | 7.5 | 18 | 5 | 120 | 45 | 72.6 | 1250kg        | 11.44kg | RM-240 |
| RMSTE H8646SB | 7.5 | 18 | 5 | 114 | 45 | 73.1 | 1250kg        | 11.44kg | RM-240 |
| RMSTE H8665SB | 7.5 | 18 | 5 | 160 | 54 | 65.1 | 1250kg        | 11.44kg | RM-240 |
| RMSTE H8577SB | 7.5 | 18 | 5 | 108 | 45 | 73.1 | 1250kg        | 11.44kg | RM-240 |
| RMSTE H8748SB | 7.5 | 18 | 6 | 130 | 50 | 84.1 | 1250kg        | 11.44kg | RM-240 |
| RMSTE H8791SB | 7.5 | 18 | 6 | 120 | 50 | 74.6 | 1250kg        | 11.44kg | RM-240 |

# STEALTH

BLACK / POLISH



ROMAC™  
WHEELS

ROMAC STEALTH FEATURES:



| PART           | W   | D  | H | PCD | ET | CB   | WEIGHT RATING | WEIGHT  | CAP    |
|----------------|-----|----|---|-----|----|------|---------------|---------|--------|
| RMSTE F6614BMF | 6.5 | 16 | 5 | 120 | 50 | 65.1 | 1250kg        | 9.40kg  | RM-240 |
| RMSTE F6646BMF | 6.5 | 16 | 5 | 114 | 50 | 66.1 | 1250kg        | 9.40kg  | RM-240 |
| RMSTE F6666BMF | 6.5 | 16 | 5 | 160 | 50 | 65.1 | 1250kg        | 9.40kg  | RM-240 |
| RMSTE F6674BMF | 6.5 | 16 | 5 | 130 | 50 | 89.1 | 1250kg        | 9.40kg  | RM-240 |
| RMSTE F6678BMF | 6.5 | 16 | 5 | 118 | 50 | 71.1 | 1250kg        | 9.40kg  | RM-240 |
| RMSTE F6690BMF | 6.5 | 16 | 5 | 112 | 50 | 66.6 | 1250kg        | 9.40kg  | RM-240 |
| RMSTE F6677BMF | 6.5 | 16 | 5 | 108 | 40 | 65.1 | 1250kg        | 9.40kg  | RM-240 |
| RMSTE F6748BMF | 6.5 | 16 | 6 | 130 | 50 | 84.1 | 1250kg        | 9.40kg  | RM-240 |
| RMSTE F6791BMF | 6.5 | 16 | 6 | 120 | 50 | 74.6 | 1250kg        | 9.40kg  | RM-240 |
| RMSTE H8614BMF | 7.5 | 18 | 5 | 120 | 45 | 72.6 | 1250kg        | 11.44kg | RM-240 |
| RMSTE H8646BMF | 7.5 | 18 | 5 | 114 | 45 | 73.1 | 1250kg        | 11.44kg | RM-240 |
| RMSTE H8665BMF | 7.5 | 18 | 5 | 160 | 54 | 65.1 | 1250kg        | 11.44kg | RM-240 |
| RMSTE H8577BMF | 7.5 | 18 | 5 | 108 | 45 | 73.1 | 1250kg        | 11.44kg | RM-240 |
| RMSTE H8748BMF | 7.5 | 18 | 6 | 130 | 50 | 84.1 | 1250kg        | 11.44kg | RM-240 |
| RMSTE H8791BMF | 7.5 | 18 | 6 | 120 | 50 | 74.6 | 1250kg        | 11.44kg | RM-240 |

# TORQUE

## SILVER



ROMAC™  
WHEELS



ROMAC TORQUE FEATURES:



FLOW-FORMING  
TECHNOLOGY



XL WEIGHT  
RATING

| PART         | W   | D  | H | PCD | ET | CB   | WEIGHT RATING | WEIGHT  | CAP    |
|--------------|-----|----|---|-----|----|------|---------------|---------|--------|
| RMTOR F6614S | 6.5 | 16 | 5 | 120 | 50 | 65.1 | 1250kg        | 10.21kg | RM-230 |
| RMTOR F6646S | 6.5 | 16 | 5 | 114 | 50 | 66.1 | 1250kg        | 10.21kg | RM-230 |
| RMTOR F6666S | 6.5 | 16 | 5 | 160 | 50 | 65.1 | 1250kg        | 10.21kg | RM-230 |
| RMTOR F6674S | 6.5 | 16 | 5 | 130 | 50 | 89.1 | 1250kg        | 10.21kg | RM-230 |
| RMTOR F6678S | 6.5 | 16 | 5 | 118 | 50 | 71.1 | 1250kg        | 10.21kg | RM-230 |
| RMTOR F6690S | 6.5 | 16 | 5 | 112 | 50 | 66.6 | 1250kg        | 10.21kg | RM-230 |
| RMTOR F6677S | 6.5 | 16 | 5 | 108 | 40 | 65.1 | 1250kg        | 10.21kg | RM-230 |
| RMTOR H8614S | 7.5 | 18 | 5 | 120 | 45 | 72.6 | 1250kg        | 12.96kg | RM-230 |
| RMTOR H8646S | 7.5 | 18 | 5 | 114 | 45 | 73.1 | 1250kg        | 12.96kg | RM-230 |
| RMTOR H8665S | 7.5 | 18 | 5 | 160 | 54 | 65.1 | 1250kg        | 12.96kg | RM-230 |
| RMTOR H8577S | 7.5 | 18 | 5 | 108 | 45 | 73.1 | 1250kg        | 12.96kg | RM-230 |

# TORQUE

## GLOSS BLACK



ROMAC™  
WHEELS

ROMAC TORQUE FEATURES:



FLOW-FORMING  
TECHNOLOGY



XL WEIGHT  
RATING



| PART          | W   | D  | H | PCD | ET | CB   | WEIGHT RATING | WEIGHT  | CAP    |
|---------------|-----|----|---|-----|----|------|---------------|---------|--------|
| RMTOR F6614GB | 6.5 | 16 | 5 | 120 | 50 | 65.1 | 1250kg        | 10.21kg | RM-230 |
| RMTOR F6646GB | 6.5 | 16 | 5 | 114 | 50 | 66.1 | 1250kg        | 10.21kg | RM-230 |
| RMTOR F6666GB | 6.5 | 16 | 5 | 160 | 50 | 65.1 | 1250kg        | 10.21kg | RM-230 |
| RMTOR F6674GB | 6.5 | 16 | 5 | 130 | 50 | 89.1 | 1250kg        | 10.21kg | RM-230 |
| RMTOR F6678GB | 6.5 | 16 | 5 | 118 | 50 | 71.1 | 1250kg        | 10.21kg | RM-230 |
| RMTOR F6690GB | 6.5 | 16 | 5 | 112 | 50 | 66.6 | 1250kg        | 10.21kg | RM-230 |
| RMTOR F6677GB | 6.5 | 16 | 5 | 108 | 40 | 65.1 | 1250kg        | 10.21kg | RM-230 |
| RMTOR H8614GB | 7.5 | 18 | 5 | 120 | 45 | 72.6 | 1250kg        | 12.96kg | RM-230 |
| RMTOR H8646GB | 7.5 | 18 | 5 | 114 | 45 | 73.1 | 1250kg        | 12.96kg | RM-230 |
| RMTOR H8665GB | 7.5 | 18 | 5 | 160 | 54 | 65.1 | 1250kg        | 12.96kg | RM-230 |
| RMTOR H8577GB | 7.5 | 18 | 5 | 108 | 45 | 73.1 | 1250kg        | 12.96kg | RM-230 |

# TORQUE

SATIN BLACK



ROMAC™  
WHEELS



ROMAC TORQUE FEATURES:



FLOW-FORMING  
TECHNOLOGY



XL WEIGHT  
RATING

| PART          | W   | D  | H | PCD | ET | CB   | WEIGHT RATING | WEIGHT  | CAP    |
|---------------|-----|----|---|-----|----|------|---------------|---------|--------|
| RMTOR F6614SB | 6.5 | 16 | 5 | 120 | 50 | 65.1 | 1250kg        | 10.21kg | RM-230 |
| RMTOR F6646SB | 6.5 | 16 | 5 | 114 | 50 | 66.1 | 1250kg        | 10.21kg | RM-230 |
| RMTOR F6666SB | 6.5 | 16 | 5 | 160 | 50 | 65.1 | 1250kg        | 10.21kg | RM-230 |
| RMTOR F6674SB | 6.5 | 16 | 5 | 130 | 50 | 89.1 | 1250kg        | 10.21kg | RM-230 |
| RMTOR F6678SB | 6.5 | 16 | 5 | 118 | 50 | 71.1 | 1250kg        | 10.21kg | RM-230 |
| RMTOR F6690SB | 6.5 | 16 | 5 | 112 | 50 | 66.6 | 1250kg        | 10.21kg | RM-230 |
| RMTOR F6677SB | 6.5 | 16 | 5 | 108 | 40 | 65.1 | 1250kg        | 10.21kg | RM-230 |
| RMTOR H8614SB | 7.5 | 18 | 5 | 120 | 45 | 72.6 | 1250kg        | 12.96kg | RM-230 |
| RMTOR H8646SB | 7.5 | 18 | 5 | 114 | 45 | 73.1 | 1250kg        | 12.96kg | RM-230 |
| RMTOR H8665SB | 7.5 | 18 | 5 | 160 | 54 | 65.1 | 1250kg        | 12.96kg | RM-230 |
| RMTOR H8577SB | 7.5 | 18 | 5 | 108 | 45 | 73.1 | 1250kg        | 12.96kg | RM-230 |

# TORQUE

BLACK / POLISH



ROMAC™  
WHEELS



ROMAC TORQUE FEATURES:



FLOW-FORMING  
TECHNOLOGY



XL WEIGHT  
RATING



POWDER  
COATED

| PART           | W   | D  | H | PCD | ET | CB   | WEIGHT RATING | WEIGHT  | CAP    |
|----------------|-----|----|---|-----|----|------|---------------|---------|--------|
| RMTOR F6614BMF | 6.5 | 16 | 5 | 120 | 50 | 65.1 | 1250kg        | 10.21kg | RM-230 |
| RMTOR F6646BMF | 6.5 | 16 | 5 | 114 | 50 | 66.1 | 1250kg        | 10.21kg | RM-230 |
| RMTOR F6666BMF | 6.5 | 16 | 5 | 160 | 50 | 65.1 | 1250kg        | 10.21kg | RM-230 |
| RMTOR F6674BMF | 6.5 | 16 | 5 | 130 | 50 | 89.1 | 1250kg        | 10.21kg | RM-230 |
| RMTOR F6678BMF | 6.5 | 16 | 5 | 118 | 50 | 71.1 | 1250kg        | 10.21kg | RM-230 |
| RMTOR F6690BMF | 6.5 | 16 | 5 | 112 | 50 | 66.6 | 1250kg        | 10.21kg | RM-230 |
| RMTOR F6677BMF | 6.5 | 16 | 5 | 108 | 40 | 65.1 | 1250kg        | 10.21kg | RM-230 |
| RMTOR H8614BMF | 7.5 | 18 | 5 | 120 | 45 | 72.6 | 1250kg        | 12.96kg | RM-230 |
| RMTOR H8646BMF | 7.5 | 18 | 5 | 114 | 45 | 73.1 | 1250kg        | 12.96kg | RM-230 |
| RMTOR H8665BMF | 7.5 | 18 | 5 | 160 | 54 | 65.1 | 1250kg        | 12.96kg | RM-230 |
| RMTOR H8577BMF | 7.5 | 18 | 5 | 108 | 45 | 73.1 | 1250kg        | 12.96kg | RM-230 |

# EDGE

## SILVER



# ROMAC™

## WHEELS

ROMAC EDGE FEATURES:



FLOW-FORMING  
TECHNOLOGY



| PART         | W   | D  | H | PCD | ET | CB   | WEIGHT RATING | WEIGHT | CAP    |
|--------------|-----|----|---|-----|----|------|---------------|--------|--------|
| RMEDG F5475S | 6.5 | 15 | 4 | 100 | 40 | 73.1 | 690kg         | 7.48kg | RM-229 |
| RMEDG F5430S | 6.5 | 15 | 4 | 108 | 40 | 73.1 | 690kg         | 7.48kg | RM-229 |
| RMEDG F5494S | 6.5 | 15 | 5 | 100 | 35 | 73.1 | 690kg         | 7.48kg | RM-229 |
| RMEDG F6475S | 6.5 | 16 | 4 | 100 | 40 | 73.1 | 690kg         | 8.22kg | RM-229 |
| RMEDG F6430S | 6.5 | 16 | 4 | 108 | 40 | 73.1 | 690kg         | 8.22kg | RM-229 |
| RMEDG F6494S | 6.5 | 16 | 5 | 100 | 35 | 73.1 | 690kg         | 8.22kg | RM-229 |
| RMEDG F6577S | 6.5 | 16 | 5 | 108 | 42 | 73.1 | 690kg         | 8.22kg | RM-229 |
| RMEDG F6590S | 6.5 | 16 | 5 | 112 | 42 | 73.1 | 690kg         | 8.22kg | RM-229 |
| RMEDG G7475S | 7   | 17 | 4 | 100 | 40 | 73.1 | 690kg         | 9.43kg | RM-229 |
| RMEDG G7530S | 7   | 17 | 4 | 108 | 42 | 73.1 | 690kg         | 9.43kg | RM-229 |
| RMEDG H7690S | 7.5 | 17 | 5 | 112 | 45 | 73.1 | 690kg         | 9.72kg | RM-229 |
| RMEDG H7577S | 7.5 | 17 | 5 | 108 | 42 | 73.1 | 690kg         | 9.72kg | RM-229 |
| RMEDG H7546S | 7.5 | 17 | 5 | 114 | 40 | 73.1 | 690kg         | 9.72kg | RM-229 |
| RMEDG H7494S | 7.5 | 17 | 5 | 100 | 35 | 73.1 | 690kg         | 9.72kg | RM-229 |
| RMEDG H7514S | 7.5 | 17 | 5 | 120 | 42 | 72.6 | 690kg         | 9.72kg | RM-229 |
| RMEDG I8494S | 8   | 18 | 5 | 100 | 35 | 73.1 | 690kg         | 10.5kg | RM-229 |
| RMEDG I8577S | 8   | 18 | 5 | 108 | 42 | 73.1 | 690kg         | 10.5kg | RM-229 |
| RMEDG I8690S | 8   | 18 | 5 | 112 | 45 | 73.1 | 690kg         | 10.5kg | RM-229 |
| RMEDG I8546S | 8   | 18 | 5 | 114 | 42 | 73.1 | 690kg         | 10.5kg | RM-229 |

# EDGE

GLOSS BLACK



## ROMAC™ WHEELS

ROMAC EDGE FEATURES:



FLOW-FORMING  
TECHNOLOGY



| PART          | W   | D  | H | PCD | ET | CB   | WEIGHT RATING | WEIGHT  | CAP    |
|---------------|-----|----|---|-----|----|------|---------------|---------|--------|
| RMEDG F5475GB | 6.5 | 15 | 4 | 100 | 40 | 73.1 | 690kg         | 7.48kg  | RM-229 |
| RMEDG F5430GB | 6.5 | 15 | 4 | 108 | 40 | 73.1 | 690kg         | 7.48kg  | RM-229 |
| RMEDG F5494GB | 6.5 | 15 | 5 | 100 | 35 | 73.1 | 690kg         | 7.48kg  | RM-229 |
| RMEDG F6475GB | 6.5 | 16 | 4 | 100 | 40 | 73.1 | 690kg         | 8.22kg  | RM-229 |
| RMEDG F6430GB | 6.5 | 16 | 4 | 108 | 40 | 73.1 | 690kg         | 8.22kg  | RM-229 |
| RMEDG F6494GB | 6.5 | 16 | 5 | 100 | 35 | 73.1 | 690kg         | 8.22kg  | RM-229 |
| RMEDG F6577GB | 6.5 | 16 | 5 | 108 | 42 | 73.1 | 690kg         | 8.22kg  | RM-229 |
| RMEDG F6590GB | 6.5 | 16 | 5 | 112 | 42 | 73.1 | 690kg         | 8.22kg  | RM-229 |
| RMEDG G7475GB | 7   | 17 | 4 | 100 | 40 | 73.1 | 690kg         | 9.43kg  | RM-229 |
| RMEDG G7530GB | 7   | 17 | 4 | 108 | 42 | 73.1 | 690kg         | 9.43kg  | RM-229 |
| RMEDG H7690GB | 7.5 | 17 | 5 | 112 | 45 | 73.1 | 690kg         | 9.72kg  | RM-229 |
| RMEDG H7577GB | 7.5 | 17 | 5 | 108 | 42 | 73.1 | 690kg         | 9.72kg  | RM-229 |
| RMEDG H7546GB | 7.5 | 17 | 5 | 114 | 40 | 73.1 | 690kg         | 9.72kg  | RM-229 |
| RMEDG H7494GB | 7.5 | 17 | 5 | 100 | 35 | 73.1 | 690kg         | 9.72kg  | RM-229 |
| RMEDG H7514GB | 7.5 | 17 | 5 | 120 | 42 | 72.6 | 690kg         | 9.72kg  | RM-229 |
| RMEDG I8494GB | 8   | 18 | 5 | 100 | 35 | 73.1 | 690kg         | 10.50kg | RM-229 |
| RMEDG I8577GB | 8   | 18 | 5 | 108 | 42 | 73.1 | 690kg         | 10.50kg | RM-229 |
| RMEDG I8690GB | 8   | 18 | 5 | 112 | 45 | 73.1 | 690kg         | 10.50kg | RM-229 |
| RMEDG I8546GB | 8   | 18 | 5 | 114 | 42 | 73.1 | 690kg         | 10.50kg | RM-229 |



# EDGE

BLACK / POLISH



## ROMAC™ WHEELS

ROMAC EDGE FEATURES:



FLOW-FORMING  
TECHNOLOGY




POWDER  
COATED



| PART           | W   | D  | H | PCD | ET | CB   | WEIGHT RATING | WEIGHT  | CAP    |
|----------------|-----|----|---|-----|----|------|---------------|---------|--------|
| RMEDG F5475BMF | 6.5 | 15 | 4 | 100 | 40 | 73.1 | 690kg         | 7.48kg  | RM-229 |
| RMEDG F5430BMF | 6.5 | 15 | 4 | 108 | 40 | 73.1 | 690kg         | 7.48kg  | RM-229 |
| RMEDG F5494BMF | 6.5 | 15 | 5 | 100 | 35 | 73.1 | 690kg         | 7.48kg  | RM-229 |
| RMEDG F6475BMF | 6.5 | 16 | 4 | 100 | 40 | 73.1 | 690kg         | 8.22kg  | RM-229 |
| RMEDG F6430BMF | 6.5 | 16 | 4 | 108 | 40 | 73.1 | 690kg         | 8.22kg  | RM-229 |
| RMEDG F6494BMF | 6.5 | 16 | 5 | 100 | 35 | 73.1 | 690kg         | 8.22kg  | RM-229 |
| RMEDG F6577BMF | 6.5 | 16 | 5 | 108 | 42 | 73.1 | 690kg         | 8.22kg  | RM-229 |
| RMEDG F6590BMF | 6.5 | 16 | 5 | 112 | 42 | 73.1 | 690kg         | 8.22kg  | RM-229 |
| RMEDG G7475BMF | 7   | 17 | 4 | 100 | 40 | 73.1 | 690kg         | 9.43kg  | RM-229 |
| RMEDG G7530BMF | 7   | 17 | 4 | 108 | 42 | 73.1 | 690kg         | 9.43kg  | RM-229 |
| RMEDG H7690BMF | 7.5 | 17 | 5 | 112 | 45 | 73.1 | 690kg         | 9.72kg  | RM-229 |
| RMEDG H7577BMF | 7.5 | 17 | 5 | 108 | 42 | 73.1 | 690kg         | 9.72kg  | RM-229 |
| RMEDG H7546BMF | 7.5 | 17 | 5 | 114 | 40 | 73.1 | 690kg         | 9.72kg  | RM-229 |
| RMEDG H7494BMF | 7.5 | 17 | 5 | 100 | 35 | 73.1 | 690kg         | 9.72kg  | RM-229 |
| RMEDG H7514BMF | 7.5 | 17 | 5 | 120 | 42 | 72.6 | 690kg         | 9.72kg  | RM-229 |
| RMEDG I8494BMF | 8   | 18 | 5 | 100 | 35 | 73.1 | 690kg         | 10.50kg | RM-229 |
| RMEDG I8577BMF | 8   | 18 | 5 | 108 | 42 | 73.1 | 690kg         | 10.50kg | RM-229 |
| RMEDG I8690BMF | 8   | 18 | 5 | 112 | 45 | 73.1 | 690kg         | 10.50kg | RM-229 |
| RMEDG I8546BMF | 8   | 18 | 5 | 114 | 42 | 73.1 | 690kg         | 10.50kg | RM-229 |

# CATALINA

ROMAC™  
WHEELS



ROMAC CATALINA FEATURES:



## BLACK / POLISH

| PART           | W   | D  | H | PCD | ET | CB   | WEIGHT RATING | WEIGHT | CAP    |
|----------------|-----|----|---|-----|----|------|---------------|--------|--------|
| RMCAT L2450BMF | 9.5 | 22 | 5 | 112 | 35 | 66.6 | 1000kg        | 18kg   | RM-229 |
| RMCAT L2577BMF | 9.5 | 22 | 5 | 108 | 42 | 63.4 | 1000kg        | 18kg   | RM-229 |
| RMCAT L2514BMF | 9.5 | 22 | 5 | 120 | 40 | 72.6 | 1000kg        | 18kg   | RM-229 |

## GLOSS BLACK

| PART          | W   | D  | H | PCD | ET | CB   | WEIGHT RATING | WEIGHT | CAP    |
|---------------|-----|----|---|-----|----|------|---------------|--------|--------|
| RMCAT L2450GB | 9.5 | 22 | 5 | 112 | 35 | 66.6 | 1000kg        | 18kg   | RM-229 |
| RMCAT L2577GB | 9.5 | 22 | 5 | 108 | 42 | 63.4 | 1000kg        | 18kg   | RM-229 |
| RMCAT L2514GB | 9.5 | 22 | 5 | 120 | 40 | 72.6 | 1000kg        | 18kg   | RM-229 |

## SILVER

| PART         | W   | D  | H | PCD | ET | CB   | WEIGHT RATING | WEIGHT | CAP    |
|--------------|-----|----|---|-----|----|------|---------------|--------|--------|
| RMCAT L2450S | 9.5 | 22 | 5 | 112 | 35 | 66.6 | 1000kg        | 18kg   | RM-229 |
| RMCAT L2577S | 9.5 | 22 | 5 | 108 | 42 | 63.4 | 1000kg        | 18kg   | RM-229 |
| RMCAT L2514S | 9.5 | 22 | 5 | 120 | 40 | 72.6 | 1000kg        | 18kg   | RM-229 |

## GREY / POLISH

| PART           | W   | D  | H | PCD | ET | CB   | WEIGHT RATING | WEIGHT | CAP    |
|----------------|-----|----|---|-----|----|------|---------------|--------|--------|
| RMCAT L2450GMF | 9.5 | 22 | 5 | 112 | 35 | 66.6 | 1000kg        | 18kg   | RM-229 |
| RMCAT L2577GMF | 9.5 | 22 | 5 | 108 | 42 | 63.4 | 1000kg        | 18kg   | RM-229 |
| RMCAT L2514GMF | 9.5 | 22 | 5 | 120 | 40 | 72.6 | 1000kg        | 18kg   | RM-229 |

# DIABLO

BLACK / POLISH



## ROMAC™ WHEELS



### ROMAC DIABLO FEATURES:



| PART           | W   | D  | H | PCD   | ET | CB   | WEIGHT RATING | WEIGHT  | CAP    |
|----------------|-----|----|---|-------|----|------|---------------|---------|--------|
| RMDIA H7690BMF | 7.5 | 17 | 5 | 112   | 45 | 73.1 | 690kg         | 9.68kg  | RM-229 |
| RMDIA H7577BMF | 7.5 | 17 | 5 | 108   | 42 | 73.1 | 690kg         | 9.68kg  | RM-230 |
| RMDIA H7546BMF | 7.5 | 17 | 5 | 114   | 40 | 73.1 | 690kg         | 9.68kg  | RM-229 |
| RMDIA H7494BMF | 7.5 | 17 | 5 | 100   | 35 | 73.1 | 690kg         | 9.68kg  | RM-230 |
| RMDIA H7514BMF | 7.5 | 17 | 5 | 120   | 42 | 72.6 | 690kg         | 9.68kg  | RM-229 |
| RMDIA I8577BMF | 8   | 18 | 5 | 108   | 45 | 73.1 | 690kg         | 10.2kg  | RM-230 |
| RMDIA I8690BMF | 8   | 18 | 5 | 112   | 45 | 73.1 | 690kg         | 10.2kg  | RM-229 |
| RMDIA I8546BMF | 8   | 18 | 5 | 114   | 42 | 73.1 | 690kg         | 10.2kg  | RM-229 |
| RMDIA I8314BMF | 8   | 18 | 5 | 120   | 34 | 72.6 | 690kg         | 10.2kg  | RM-229 |
| RMDIA I8514BMF | 8   | 18 | 5 | 120   | 45 | 72.6 | 690kg         | 10.2kg  | RM-229 |
| RMDIA I8494BMF | 8   | 18 | 5 | 100   | 35 | 73.1 | 690kg         | 10.2kg  | RM-230 |
| RMDIA J8690BMF | 8.5 | 18 | 5 | 112   | 45 | 73.1 | 690kg         | 10.4kg  | RM-229 |
| RMDIA J8414BMF | 8.5 | 18 | 5 | 120   | 37 | 72.6 | 690kg         | 10.4kg  | RM-229 |
| RMDIA J8514BMF | 8.5 | 18 | 5 | 120   | 44 | 72.6 | 690kg         | 10.4kg  | RM-229 |
| RMDIA I9250BMF | 8   | 19 | 5 | 112   | 28 | 73.1 | 725kg         | 11.04kg | RM-229 |
| RMDIA I9690BMF | 8   | 19 | 5 | 112   | 45 | 73.1 | 725kg         | 11.04kg | RM-229 |
| RMDIA I9314BMF | 8   | 19 | 5 | 120   | 33 | 72.6 | 725kg         | 11.04kg | RM-229 |
| RMDIA I9677BMF | 8   | 19 | 5 | 108   | 42 | 73.1 | 725kg         | 11.04kg | RM-230 |
| RMDIA I9546BMF | 8   | 19 | 5 | 114.3 | 40 | 73.1 | 725kg         | 11.04kg | RM-229 |
| RMDIA K9414BMF | 9   | 19 | 5 | 120   | 37 | 72.6 | 725kg         | 11.22kg | RM-229 |
| RMDIA K9590BMF | 9   | 19 | 5 | 112   | 40 | 73.1 | 725kg         | 11.22kg | RM-229 |


# DIABLO

SATIN BLACK

ROMAC™  
WHEELS



ROMAC DIABLO FEATURES:



| PART          | W   | D  | H | PCD   | ET | CB   | WEIGHT RATING | WEIGHT  | CAP    |
|---------------|-----|----|---|-------|----|------|---------------|---------|--------|
| RMDIA H7690SB | 7.5 | 17 | 5 | 112   | 45 | 73.1 | 690kg         | 9.68kg  | RM-229 |
| RMDIA H7577SB | 7.5 | 17 | 5 | 108   | 42 | 73.1 | 690kg         | 9.68kg  | RM-230 |
| RMDIA H7546SB | 7.5 | 17 | 5 | 114   | 40 | 73.1 | 690kg         | 9.68kg  | RM-229 |
| RMDIA H7494SB | 7.5 | 17 | 5 | 100   | 35 | 73.1 | 690kg         | 9.68kg  | RM-230 |
| RMDIA H7514SB | 7.5 | 17 | 5 | 120   | 42 | 72.6 | 690kg         | 9.68kg  | RM-229 |
| RMDIA I8577SB | 8   | 18 | 5 | 108   | 45 | 73.1 | 690kg         | 10.2kg  | RM-230 |
| RMDIA I8690SB | 8   | 18 | 5 | 112   | 45 | 73.1 | 690kg         | 10.2kg  | RM-229 |
| RMDIA I8546SB | 8   | 18 | 5 | 114   | 42 | 73.1 | 690kg         | 10.2kg  | RM-229 |
| RMDIA I8314SB | 8   | 18 | 5 | 120   | 34 | 72.6 | 690kg         | 10.2kg  | RM-229 |
| RMDIA I8514SB | 8   | 18 | 5 | 120   | 45 | 72.6 | 690kg         | 10.2kg  | RM-229 |
| RMDIA I8494SB | 8   | 18 | 5 | 100   | 35 | 73.1 | 690kg         | 10.2kg  | RM-230 |
| RMDIA J8690SB | 8.5 | 18 | 5 | 112   | 45 | 73.1 | 690kg         | 10.4kg  | RM-229 |
| RMDIA J8414SB | 8.5 | 18 | 5 | 120   | 37 | 72.6 | 690kg         | 10.4kg  | RM-229 |
| RMDIA J8514SB | 8.5 | 18 | 5 | 120   | 44 | 72.6 | 690kg         | 10.4kg  | RM-229 |
| RMDIA I9250SB | 8   | 19 | 5 | 112   | 28 | 73.1 | 725kg         | 11.04kg | RM-229 |
| RMDIA I9690SB | 8   | 19 | 5 | 112   | 45 | 73.1 | 725kg         | 11.04kg | RM-229 |
| RMDIA I9314SB | 8   | 19 | 5 | 120   | 33 | 72.6 | 725kg         | 11.04kg | RM-229 |
| RMDIA I9677SB | 8   | 19 | 5 | 108   | 42 | 73.1 | 725kg         | 11.04kg | RM-230 |
| RMDIA I9546SB | 8   | 19 | 5 | 114.3 | 40 | 73.1 | 725kg         | 11.04kg | RM-229 |
| RMDIA K9414SB | 9   | 19 | 5 | 120   | 37 | 72.6 | 725kg         | 11.22kg | RM-229 |
| RMDIA K9590SB | 9   | 19 | 5 | 112   | 40 | 73.1 | 725kg         | 11.22kg | RM-229 |

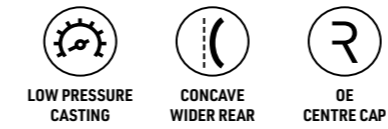
# DIABLO

GLOSS BLACK



## ROMAC™ WHEELS

ROMAC DIABLO FEATURES:



| PART          | W   | D  | H | PCD   | ET | CB   | WEIGHT RATING | WEIGHT  | CAP    |
|---------------|-----|----|---|-------|----|------|---------------|---------|--------|
| RMDIA H7690GB | 7.5 | 17 | 5 | 112   | 45 | 73.1 | 690kg         | 9.68kg  | RM-229 |
| RMDIA H7577GB | 7.5 | 17 | 5 | 108   | 42 | 73.1 | 690kg         | 9.68kg  | RM-230 |
| RMDIA H7546GB | 7.5 | 17 | 5 | 114   | 40 | 73.1 | 690kg         | 9.68kg  | RM-229 |
| RMDIA H7494GB | 7.5 | 17 | 5 | 100   | 35 | 73.1 | 690kg         | 9.68kg  | RM-230 |
| RMDIA H7514GB | 7.5 | 17 | 5 | 120   | 42 | 72.6 | 690kg         | 9.68kg  | RM-229 |
| RMDIA I8577GB | 8   | 18 | 5 | 108   | 45 | 73.1 | 690kg         | 10.2kg  | RM-230 |
| RMDIA I8690GB | 8   | 18 | 5 | 112   | 45 | 73.1 | 690kg         | 10.2kg  | RM-229 |
| RMDIA I8546GB | 8   | 18 | 5 | 114   | 42 | 73.1 | 690kg         | 10.2kg  | RM-229 |
| RMDIA I8314GB | 8   | 18 | 5 | 120   | 34 | 72.6 | 690kg         | 10.2kg  | RM-229 |
| RMDIA I8514GB | 8   | 18 | 5 | 120   | 45 | 72.6 | 690kg         | 10.2kg  | RM-229 |
| RMDIA I8494GB | 8   | 18 | 5 | 100   | 35 | 73.1 | 690kg         | 10.2kg  | RM-230 |
| RMDIA J8690GB | 8.5 | 18 | 5 | 112   | 45 | 73.1 | 690kg         | 10.4kg  | RM-229 |
| RMDIA J8414GB | 8.5 | 18 | 5 | 120   | 37 | 72.6 | 690kg         | 10.4kg  | RM-229 |
| RMDIA J8514GB | 8.5 | 18 | 5 | 120   | 44 | 72.6 | 690kg         | 10.4kg  | RM-229 |
| RMDIA I9250GB | 8   | 19 | 5 | 112   | 28 | 73.1 | 725kg         | 11.04kg | RM-229 |
| RMDIA I9690GB | 8   | 19 | 5 | 112   | 45 | 73.1 | 725kg         | 11.04kg | RM-229 |
| RMDIA I9314GB | 8   | 19 | 5 | 120   | 33 | 72.6 | 725kg         | 11.04kg | RM-229 |
| RMDIA I9677GB | 8   | 19 | 5 | 108   | 42 | 73.1 | 725kg         | 11.04kg | RM-230 |
| RMDIA I9546GB | 8   | 19 | 5 | 114.3 | 40 | 73.1 | 725kg         | 11.04kg | RM-229 |
| RMDIA K9414GB | 9   | 19 | 5 | 120   | 37 | 72.6 | 725kg         | 11.22kg | RM-229 |
| RMDIA K9590GB | 9   | 19 | 5 | 112   | 40 | 73.1 | 725kg         | 11.22kg | RM-229 |

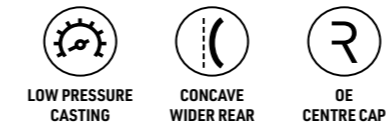
# DIABLO

## SILVER



ROMAC™  
WHEELS

ROMAC DIABLO FEATURES:



| PART         | W   | D  | H | PCD   | ET | CB   | WEIGHT RATING | WEIGHT  | CAP    |
|--------------|-----|----|---|-------|----|------|---------------|---------|--------|
| RMDIA H7690S | 7.5 | 17 | 5 | 112   | 45 | 73.1 | 690kg         | 9.68kg  | RM-229 |
| RMDIA H7577S | 7.5 | 17 | 5 | 108   | 42 | 73.1 | 690kg         | 9.68kg  | RM-230 |
| RMDIA H7546S | 7.5 | 17 | 5 | 114   | 40 | 73.1 | 690kg         | 9.68kg  | RM-229 |
| RMDIA H7494S | 7.5 | 17 | 5 | 100   | 35 | 73.1 | 690kg         | 9.68kg  | RM-230 |
| RMDIA H7514S | 7.5 | 17 | 5 | 120   | 42 | 72.6 | 690kg         | 9.68kg  | RM-229 |
| RMDIA I8577S | 8   | 18 | 5 | 108   | 45 | 73.1 | 690kg         | 10.2kg  | RM-230 |
| RMDIA I8690S | 8   | 18 | 5 | 112   | 45 | 73.1 | 690kg         | 10.2kg  | RM-229 |
| RMDIA I8546S | 8   | 18 | 5 | 114   | 42 | 73.1 | 690kg         | 10.2kg  | RM-229 |
| RMDIA I8314S | 8   | 18 | 5 | 120   | 34 | 72.6 | 690kg         | 10.2kg  | RM-229 |
| RMDIA I8514S | 8   | 18 | 5 | 120   | 45 | 72.6 | 690kg         | 10.2kg  | RM-229 |
| RMDIA I8494S | 8   | 18 | 5 | 100   | 35 | 73.1 | 690kg         | 10.2kg  | RM-230 |
| RMDIA J8690S | 8.5 | 18 | 5 | 112   | 45 | 73.1 | 690kg         | 10.4kg  | RM-229 |
| RMDIA J8414S | 8.5 | 18 | 5 | 120   | 37 | 72.6 | 690kg         | 10.4kg  | RM-229 |
| RMDIA J8514S | 8.5 | 18 | 5 | 120   | 44 | 72.6 | 690kg         | 10.4kg  | RM-229 |
| RMDIA I9250S | 8   | 19 | 5 | 112   | 28 | 73.1 | 725kg         | 11.04kg | RM-229 |
| RMDIA I9690S | 8   | 19 | 5 | 112   | 45 | 73.1 | 725kg         | 11.04kg | RM-229 |
| RMDIA I9314S | 8   | 19 | 5 | 120   | 33 | 72.6 | 725kg         | 11.04kg | RM-229 |
| RMDIA I9677S | 8   | 19 | 5 | 108   | 42 | 73.1 | 725kg         | 11.04kg | RM-230 |
| RMDIA I9546S | 8   | 19 | 5 | 114.3 | 40 | 73.1 | 725kg         | 11.04kg | RM-229 |
| RMDIA K9414S | 9   | 19 | 5 | 120   | 37 | 72.6 | 725kg         | 11.22kg | RM-229 |
| RMDIA K9590S | 9   | 19 | 5 | 112   | 40 | 73.1 | 725kg         | 11.22kg | RM-229 |

# RADIUM

## MATT CARBON



ROMAC™  
WHEELS

ROMAC RADIUM FEATURES:



LOW PRESSURE  
CASTING



CONCAVE  
WIDER REAR



| PART          | W   | D  | H | PCD | ET | CB   | WEIGHT RATING | WEIGHT  | CAP    |
|---------------|-----|----|---|-----|----|------|---------------|---------|--------|
| RMRAD H7690MC | 7.5 | 17 | 5 | 112 | 45 | 73.1 | 690kg         | 9.14kg  | RM-230 |
| RMRAD H7577MC | 7.5 | 17 | 5 | 108 | 42 | 73.1 | 690kg         | 9.14kg  | RM-230 |
| RMRAD H7546MC | 7.5 | 17 | 5 | 114 | 40 | 73.1 | 690kg         | 9.14kg  | RM-230 |
| RMRAD H7494MC | 7.5 | 17 | 5 | 100 | 35 | 73.1 | 690kg         | 9.14kg  | RM-230 |
| RMRAD H7514MC | 7.5 | 17 | 5 | 120 | 42 | 72.6 | 690kg         | 9.14kg  | RM-230 |
| RMRAD I8577MC | 8   | 18 | 5 | 108 | 45 | 73.1 | 690kg         | 9.6kg   | RM-230 |
| RMRAD I8690MC | 8   | 18 | 5 | 112 | 45 | 73.1 | 690kg         | 9.6kg   | RM-230 |
| RMRAD I8546MC | 8   | 18 | 5 | 114 | 42 | 73.1 | 690kg         | 9.6kg   | RM-230 |
| RMRAD I8314MC | 8   | 18 | 5 | 120 | 34 | 72.6 | 690kg         | 9.6kg   | RM-230 |
| RMRAD I8514MC | 8   | 18 | 5 | 120 | 45 | 72.6 | 690kg         | 9.6kg   | RM-230 |
| RMRAD I8494MC | 8   | 18 | 5 | 100 | 35 | 73.1 | 690kg         | 9.6kg   | RM-230 |
| RMRAD J8690MC | 8.5 | 18 | 5 | 112 | 45 | 73.1 | 690kg         | 9.94kg  | RM-230 |
| RMRAD J8414MC | 8.5 | 18 | 5 | 120 | 37 | 72.6 | 690kg         | 9.94kg  | RM-230 |
| RMRAD J8514MC | 8.5 | 18 | 5 | 120 | 44 | 72.6 | 690kg         | 9.94kg  | RM-230 |
| RMRAD J9350MC | 8.5 | 19 | 5 | 112 | 32 | 73.1 | 725kg         | 11kg    | RM-230 |
| RMRAD J9690MC | 8.5 | 19 | 5 | 112 | 45 | 73.1 | 725kg         | 11kg    | RM-230 |
| RMRAD J9414MC | 8.5 | 19 | 5 | 120 | 35 | 72.6 | 725kg         | 11kg    | RM-230 |
| RMRAD J9677MC | 8.5 | 19 | 5 | 108 | 45 | 73.1 | 725kg         | 11kg    | RM-230 |
| RMRAD J9546MC | 8.5 | 19 | 5 | 114 | 42 | 73.1 | 725kg         | 11kg    | RM-230 |
| RMRAD L9690MC | 9.5 | 19 | 5 | 112 | 45 | 73.1 | 725kg         | 11.82kg | RM-230 |
| RMRAD L9414MC | 9.5 | 19 | 5 | 120 | 38 | 72.6 | 725kg         | 11.82kg | RM-230 |

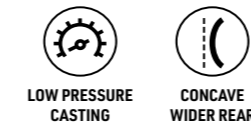
# RADIUM

SATIN BLACK



## ROMAC™ WHEELS

ROMAC RADIUM FEATURES:



| PART          | W   | D  | H | PCD | ET | CB   | WEIGHT RATING | WEIGHT  | CAP    |
|---------------|-----|----|---|-----|----|------|---------------|---------|--------|
| RMRAD H7690SB | 7.5 | 17 | 5 | 112 | 45 | 73.1 | 690kg         | 9.14kg  | RM-230 |
| RMRAD H7577SB | 7.5 | 17 | 5 | 108 | 42 | 73.1 | 690kg         | 9.14kg  | RM-230 |
| RMRAD H7546SB | 7.5 | 17 | 5 | 114 | 40 | 73.1 | 690kg         | 9.14kg  | RM-230 |
| RMRAD H7494SB | 7.5 | 17 | 5 | 100 | 35 | 73.1 | 690kg         | 9.14kg  | RM-230 |
| RMRAD H7514SB | 7.5 | 17 | 5 | 120 | 42 | 72.6 | 690kg         | 9.14kg  | RM-230 |
| RMRAD I8577SB | 8   | 18 | 5 | 108 | 45 | 73.1 | 690kg         | 9.6kg   | RM-230 |
| RMRAD I8690SB | 8   | 18 | 5 | 112 | 45 | 73.1 | 690kg         | 9.6kg   | RM-230 |
| RMRAD I8546SB | 8   | 18 | 5 | 114 | 42 | 73.1 | 690kg         | 9.6kg   | RM-230 |
| RMRAD I8314SB | 8   | 18 | 5 | 120 | 34 | 72.6 | 690kg         | 9.6kg   | RM-230 |
| RMRAD I8514SB | 8   | 18 | 5 | 120 | 45 | 72.6 | 690kg         | 9.6kg   | RM-230 |
| RMRAD I8494SB | 8   | 18 | 5 | 100 | 35 | 73.1 | 690kg         | 9.6kg   | RM-230 |
| RMRAD J8690SB | 8.5 | 18 | 5 | 112 | 45 | 73.1 | 690kg         | 9.94kg  | RM-230 |
| RMRAD J8414SB | 8.5 | 18 | 5 | 120 | 37 | 72.6 | 690kg         | 9.94kg  | RM-230 |
| RMRAD J8514SB | 8.5 | 18 | 5 | 120 | 44 | 72.6 | 690kg         | 9.94kg  | RM-230 |
| RMRAD J9350SB | 8.5 | 19 | 5 | 112 | 32 | 73.1 | 725kg         | 11kg    | RM-230 |
| RMRAD J9690SB | 8.5 | 19 | 5 | 112 | 45 | 73.1 | 725kg         | 11kg    | RM-230 |
| RMRAD J9414SB | 8.5 | 19 | 5 | 120 | 35 | 72.6 | 725kg         | 11kg    | RM-230 |
| RMRAD J9677SB | 8.5 | 19 | 5 | 108 | 45 | 73.1 | 725kg         | 11kg    | RM-230 |
| RMRAD J9546SB | 8.5 | 19 | 5 | 114 | 42 | 73.1 | 725kg         | 11kg    | RM-230 |
| RMRAD L9690SB | 9.5 | 19 | 5 | 112 | 45 | 73.1 | 725kg         | 11.82kg | RM-230 |
| RMRAD L9414SB | 9.5 | 19 | 5 | 120 | 38 | 72.6 | 725kg         | 11.82kg | RM-230 |



# RADIUM

## SILVER



ROMAC™  
WHEELS

ROMAC RADIUM FEATURES:



LOW PRESSURE  
CASTING



CONCAVE  
WIDER REAR



| PART         | W   | D  | H | PCD | ET | CB   | WEIGHT RATING | WEIGHT  | CAP    |
|--------------|-----|----|---|-----|----|------|---------------|---------|--------|
| RMRAD H7690S | 7.5 | 17 | 5 | 112 | 45 | 73.1 | 690kg         | 9.14kg  | RM-230 |
| RMRAD H7577S | 7.5 | 17 | 5 | 108 | 42 | 73.1 | 690kg         | 9.14kg  | RM-230 |
| RMRAD H7546S | 7.5 | 17 | 5 | 114 | 40 | 73.1 | 690kg         | 9.14kg  | RM-230 |
| RMRAD H7494S | 7.5 | 17 | 5 | 100 | 35 | 73.1 | 690kg         | 9.14kg  | RM-230 |
| RMRAD H7514S | 7.5 | 17 | 5 | 120 | 42 | 72.6 | 690kg         | 9.14kg  | RM-230 |
| RMRAD I8577S | 8   | 18 | 5 | 108 | 45 | 73.1 | 690kg         | 9.6kg   | RM-230 |
| RMRAD I8690S | 8   | 18 | 5 | 112 | 45 | 73.1 | 690kg         | 9.6kg   | RM-230 |
| RMRAD I8546S | 8   | 18 | 5 | 114 | 42 | 73.1 | 690kg         | 9.6kg   | RM-230 |
| RMRAD I8314S | 8   | 18 | 5 | 120 | 34 | 72.6 | 690kg         | 9.6kg   | RM-230 |
| RMRAD I8514S | 8   | 18 | 5 | 120 | 45 | 72.6 | 690kg         | 9.6kg   | RM-230 |
| RMRAD I8494S | 8   | 18 | 5 | 100 | 35 | 73.1 | 690kg         | 9.6kg   | RM-230 |
| RMRAD J8690S | 8.5 | 18 | 5 | 112 | 45 | 73.1 | 690kg         | 9.94kg  | RM-230 |
| RMRAD J8414S | 8.5 | 18 | 5 | 120 | 37 | 72.6 | 690kg         | 9.94kg  | RM-230 |
| RMRAD J8514S | 8.5 | 18 | 5 | 120 | 44 | 72.6 | 690kg         | 9.94kg  | RM-230 |
| RMRAD J9350S | 8.5 | 19 | 5 | 112 | 32 | 73.1 | 725kg         | 11kg    | RM-230 |
| RMRAD J9690S | 8.5 | 19 | 5 | 112 | 45 | 73.1 | 725kg         | 11kg    | RM-230 |
| RMRAD J9414S | 8.5 | 19 | 5 | 120 | 35 | 72.6 | 725kg         | 11kg    | RM-230 |
| RMRAD J9677S | 8.5 | 19 | 5 | 108 | 45 | 73.1 | 725kg         | 11kg    | RM-230 |
| RMRAD J9546S | 8.5 | 19 | 5 | 114 | 42 | 73.1 | 725kg         | 11kg    | RM-230 |
| RMRAD L9690S | 9.5 | 19 | 5 | 112 | 45 | 73.1 | 725kg         | 11.82kg | RM-230 |
| RMRAD L9414S | 9.5 | 19 | 5 | 120 | 38 | 72.6 | 725kg         | 11.82kg | RM-230 |

# RADIUM

## GLOSS BLACK



ROMAC™  
WHEELS

ROMAC RADIUM FEATURES:



LOW PRESSURE  
CASTING



CONCAVE  
WIDER REAR



| PART          | W   | D  | H | PCD | ET | CB   | WEIGHT RATING | WEIGHT  | CAP    |
|---------------|-----|----|---|-----|----|------|---------------|---------|--------|
| RMRAD H7690GB | 7.5 | 17 | 5 | 112 | 45 | 73.1 | 690kg         | 9.14kg  | RM-230 |
| RMRAD H7577GB | 7.5 | 17 | 5 | 108 | 42 | 73.1 | 690kg         | 9.14kg  | RM-230 |
| RMRAD H7546GB | 7.5 | 17 | 5 | 114 | 40 | 73.1 | 690kg         | 9.14kg  | RM-230 |
| RMRAD H7494GB | 7.5 | 17 | 5 | 100 | 35 | 73.1 | 690kg         | 9.14kg  | RM-230 |
| RMRAD H7514GB | 7.5 | 17 | 5 | 120 | 42 | 72.6 | 690kg         | 9.14kg  | RM-230 |
| RMRAD I8577GB | 8   | 18 | 5 | 108 | 45 | 73.1 | 690kg         | 9.6kg   | RM-230 |
| RMRAD I8690GB | 8   | 18 | 5 | 112 | 45 | 73.1 | 690kg         | 9.6kg   | RM-230 |
| RMRAD I8546GB | 8   | 18 | 5 | 114 | 42 | 73.1 | 690kg         | 9.6kg   | RM-230 |
| RMRAD I8314GB | 8   | 18 | 5 | 120 | 34 | 72.6 | 690kg         | 9.6kg   | RM-230 |
| RMRAD I8514GB | 8   | 18 | 5 | 120 | 45 | 72.6 | 690kg         | 9.6kg   | RM-230 |
| RMRAD I8494GB | 8   | 18 | 5 | 100 | 35 | 73.1 | 690kg         | 9.6kg   | RM-230 |
| RMRAD J8690GB | 8.5 | 18 | 5 | 112 | 45 | 73.1 | 690kg         | 9.94kg  | RM-230 |
| RMRAD J8414GB | 8.5 | 18 | 5 | 120 | 37 | 72.6 | 690kg         | 9.94kg  | RM-230 |
| RMRAD J8514GB | 8.5 | 18 | 5 | 120 | 44 | 72.6 | 690kg         | 9.94kg  | RM-230 |
| RMRAD J9350GB | 8.5 | 19 | 5 | 112 | 32 | 73.1 | 725kg         | 11kg    | RM-230 |
| RMRAD J9690GB | 8.5 | 19 | 5 | 112 | 45 | 73.1 | 725kg         | 11kg    | RM-230 |
| RMRAD J9414GB | 8.5 | 19 | 5 | 120 | 35 | 72.6 | 725kg         | 11kg    | RM-230 |
| RMRAD J9677GB | 8.5 | 19 | 5 | 108 | 45 | 73.1 | 725kg         | 11kg    | RM-230 |
| RMRAD J9546GB | 8.5 | 19 | 5 | 114 | 42 | 73.1 | 725kg         | 11kg    | RM-230 |
| RMRAD L9690GB | 9.5 | 19 | 5 | 112 | 45 | 73.1 | 725kg         | 11.82kg | RM-230 |
| RMRAD L9414GB | 9.5 | 19 | 5 | 120 | 38 | 72.6 | 725kg         | 11.82kg | RM-230 |

# COBRA

## SILVER



ROMAC™  
WHEELS



ROMAC COBRA FEATURES:



LOW PRESSURE  
CASTING



XL WEIGHT  
RATING

| PART         | W   | D  | H | PCD | ET | CB   | WEIGHT RATING | WEIGHT | CAP    |
|--------------|-----|----|---|-----|----|------|---------------|--------|--------|
| RMC0B F6614S | 6.5 | 16 | 5 | 120 | 50 | 65.1 | 950kg         | 8.74kg | RM-238 |
| RMC0B F6646S | 6.5 | 16 | 5 | 114 | 50 | 66.1 | 950kg         | 8.74kg | RM-238 |
| RMC0B F6666S | 6.5 | 16 | 5 | 160 | 50 | 65.1 | 950kg         | 8.74kg | RM-238 |
| RMC0B F6674S | 6.5 | 16 | 5 | 130 | 50 | 89.1 | 950kg         | 8.74kg | RM-238 |
| RMC0B F6678S | 6.5 | 16 | 5 | 118 | 50 | 71.1 | 950kg         | 8.74kg | RM-238 |
| RMC0B F6690S | 6.5 | 16 | 5 | 112 | 50 | 66.6 | 950kg         | 8.74kg | RM-238 |
| RMC0B F6677S | 6.5 | 16 | 5 | 108 | 40 | 65.1 | 950kg         | 8.74kg | RM-238 |
| RMC0B H8614S | 7.5 | 18 | 5 | 120 | 45 | 72.6 | 950kg         | 11.6kg | RM-238 |
| RMC0B H8646S | 7.5 | 18 | 5 | 114 | 45 | 73.1 | 950kg         | 11.6kg | RM-238 |
| RMC0B H8665S | 7.5 | 18 | 5 | 160 | 54 | 65.1 | 950kg         | 11.6kg | RM-238 |
| RMC0B H8577S | 7.5 | 18 | 5 | 108 | 45 | 73.1 | 950kg         | 11.6kg | RM-238 |

# COBRA

GLOSS BLACK



## ROMAC™ WHEELS

ROMAC COBRA FEATURES:



LOW PRESSURE  
CASTING



XL WEIGHT  
RATING



| PART          | W   | D  | H | PCD | ET | CB   | WEIGHT RATING | WEIGHT | CAP    |
|---------------|-----|----|---|-----|----|------|---------------|--------|--------|
| RMC0B F6614GB | 6.5 | 16 | 5 | 120 | 50 | 65.1 | 950kg         | 8.74kg | RM-238 |
| RMC0B F6646GB | 6.5 | 16 | 5 | 114 | 50 | 66.1 | 950kg         | 8.74kg | RM-238 |
| RMC0B F6666GB | 6.5 | 16 | 5 | 160 | 50 | 65.1 | 950kg         | 8.74kg | RM-238 |
| RMC0B F6674GB | 6.5 | 16 | 5 | 130 | 50 | 89.1 | 950kg         | 8.74kg | RM-238 |
| RMC0B F6678GB | 6.5 | 16 | 5 | 118 | 50 | 71.1 | 950kg         | 8.74kg | RM-238 |
| RMC0B F6690GB | 6.5 | 16 | 5 | 112 | 50 | 66.6 | 950kg         | 8.74kg | RM-238 |
| RMC0B F6677GB | 6.5 | 16 | 5 | 108 | 40 | 65.1 | 950kg         | 8.74kg | RM-238 |
| RMC0B H8614GB | 7.5 | 18 | 5 | 120 | 45 | 72.6 | 950kg         | 11.6kg | RM-238 |
| RMC0B H8646GB | 7.5 | 18 | 5 | 114 | 45 | 73.1 | 950kg         | 11.6kg | RM-238 |
| RMC0B H8665GB | 7.5 | 18 | 5 | 160 | 54 | 65.1 | 950kg         | 11.6kg | RM-238 |
| RMC0B H8577GB | 7.5 | 18 | 5 | 108 | 45 | 73.1 | 950kg         | 11.6kg | RM-238 |

# COBRA

## GREY



# ROMAC™

## WHEELS



ROMAC COBRA FEATURES:



LOW PRESSURE  
CASTING



XL WEIGHT  
RATING

| PART         | W   | D  | H | PCD | ET | CB   | WEIGHT RATING | WEIGHT | CAP    |
|--------------|-----|----|---|-----|----|------|---------------|--------|--------|
| RMC0B F6677G | 6.5 | 16 | 5 | 108 | 40 | 65.1 | 950kg         | 8.74kg | RM-238 |
| RMC0B F6614G | 6.5 | 16 | 5 | 120 | 50 | 65.1 | 950kg         | 8.74kg | RM-238 |
| RMC0B F6646G | 6.5 | 16 | 5 | 114 | 50 | 66.1 | 950kg         | 8.74kg | RM-238 |
| RMC0B F6666G | 6.5 | 16 | 5 | 160 | 50 | 65.1 | 950kg         | 8.74kg | RM-238 |
| RMC0B F6674G | 6.5 | 16 | 5 | 130 | 50 | 89.1 | 950kg         | 8.74kg | RM-238 |
| RMC0B F6678G | 6.5 | 16 | 5 | 118 | 50 | 71.1 | 950kg         | 8.74kg | RM-238 |
| RMC0B F6690G | 6.5 | 16 | 5 | 112 | 50 | 66.6 | 950kg         | 8.74kg | RM-238 |
| RMC0B H8614G | 7.5 | 18 | 5 | 120 | 45 | 72.6 | 950kg         | 11.6kg | RM-238 |
| RMC0B H8646G | 7.5 | 18 | 5 | 114 | 45 | 73.1 | 950kg         | 11.6kg | RM-238 |
| RMC0B H8665G | 7.5 | 18 | 5 | 160 | 54 | 65.1 | 950kg         | 11.6kg | RM-238 |
| RMC0B H8577G | 7.5 | 18 | 5 | 108 | 45 | 73.1 | 950kg         | 11.6kg | RM-238 |

# COBRA

BLACK / POLISH



## ROMAC™ WHEELS

ROMAC COBRA FEATURES:



LOW PRESSURE  
CASTING



XL WEIGHT  
RATING



POWDER  
COATED



| PART           | W   | D  | H | PCD | ET | CB   | WEIGHT RATING | WEIGHT | CAP    |
|----------------|-----|----|---|-----|----|------|---------------|--------|--------|
| RMCOB F6614BMF | 6.5 | 16 | 5 | 120 | 50 | 65.1 | 950kg         | 8.74kg | RM-238 |
| RMCOB F6646BMF | 6.5 | 16 | 5 | 114 | 50 | 66.1 | 950kg         | 8.74kg | RM-238 |
| RMCOB F6666BMF | 6.5 | 16 | 5 | 160 | 50 | 65.1 | 950kg         | 8.74kg | RM-238 |
| RMCOB F6674BMF | 6.5 | 16 | 5 | 130 | 50 | 89.1 | 950kg         | 8.74kg | RM-238 |
| RMCOB F6678BMF | 6.5 | 16 | 5 | 118 | 50 | 71.1 | 950kg         | 8.74kg | RM-238 |
| RMCOB F6690BMF | 6.5 | 16 | 5 | 112 | 50 | 66.6 | 950kg         | 8.74kg | RM-238 |
| RMCOB F6677BMF | 6.5 | 16 | 5 | 108 | 40 | 65.1 | 950kg         | 8.74kg | RM-238 |
| RMCOB H8614BMF | 7.5 | 18 | 5 | 120 | 45 | 72.6 | 950kg         | 11.6kg | RM-238 |
| RMCOB H8646BMF | 7.5 | 18 | 5 | 114 | 45 | 73.1 | 950kg         | 11.6kg | RM-238 |
| RMCOB H8665BMF | 7.5 | 18 | 5 | 160 | 54 | 65.1 | 950kg         | 11.6kg | RM-238 |
| RMCOB H8577BMF | 7.5 | 18 | 5 | 108 | 45 | 73.1 | 950kg         | 11.6kg | RM-238 |

# COBRA

MATT CARBON

ROMAC™  
WHEELS



ROMAC COBRA FEATURES:



LOW PRESSURE  
CASTING



XL WEIGHT  
RATING

| PART          | W   | D  | H | PCD | ET | CB   | WEIGHT RATING | WEIGHT | CAP    |
|---------------|-----|----|---|-----|----|------|---------------|--------|--------|
| RMCOB F6677MC | 6.5 | 16 | 5 | 108 | 40 | 65.1 | 950kg         | 8.74kg | RM-238 |
| RMCOB F6614MC | 6.5 | 16 | 5 | 120 | 50 | 65.1 | 950kg         | 8.74kg | RM-238 |
| RMCOB F6646MC | 6.5 | 16 | 5 | 114 | 50 | 66.1 | 950kg         | 8.74kg | RM-238 |
| RMCOB F6666MC | 6.5 | 16 | 5 | 160 | 50 | 65.1 | 950kg         | 8.74kg | RM-238 |
| RMCOB F6674MC | 6.5 | 16 | 5 | 130 | 50 | 89.1 | 950kg         | 8.74kg | RM-238 |
| RMCOB F6678MC | 6.5 | 16 | 5 | 118 | 50 | 71.1 | 950kg         | 8.74kg | RM-238 |
| RMCOB F6690MC | 6.5 | 16 | 5 | 112 | 50 | 66.6 | 950kg         | 8.74kg | RM-238 |
| RMCOB H8614MC | 7.5 | 18 | 5 | 120 | 45 | 72.6 | 950kg         | 11.6kg | RM-238 |
| RMCOB H8646MC | 7.5 | 18 | 5 | 114 | 45 | 73.1 | 950kg         | 11.6kg | RM-238 |
| RMCOB H8665MC | 7.5 | 18 | 5 | 160 | 54 | 65.1 | 950kg         | 11.6kg | RM-238 |
| RMCOB H8577MC | 7.5 | 18 | 5 | 108 | 45 | 73.1 | 950kg         | 11.6kg | RM-238 |



# VENOM

BLACK / POLISH



ROMAC™  
WHEELS



ROMAC VENOM FEATURES:



| PART           | W   | D  | H | PCD   | ET | CB   | WEIGHT RATING | WEIGHT  | CAP    |
|----------------|-----|----|---|-------|----|------|---------------|---------|--------|
| RMVEN H7690BMF | 7.5 | 17 | 5 | 112   | 45 | 73.1 | 690kg         | 9.68kg  | RM-229 |
| RMVEN H7577BMF | 7.5 | 17 | 5 | 108   | 42 | 73.1 | 690kg         | 9.68kg  | RM-230 |
| RMVEN H7546BMF | 7.5 | 17 | 5 | 114   | 40 | 73.1 | 690kg         | 9.68kg  | RM-229 |
| RMVEN H7494BMF | 7.5 | 17 | 5 | 100   | 35 | 73.1 | 690kg         | 9.68kg  | RM-230 |
| RMVEN H7514BMF | 7.5 | 17 | 5 | 120   | 42 | 72.6 | 690kg         | 9.68kg  | RM-229 |
| RMVEN I8577BMF | 8   | 18 | 5 | 108   | 45 | 73.1 | 690kg         | 10.54kg | RM-230 |
| RMVEN I8690BMF | 8   | 18 | 5 | 112   | 45 | 73.1 | 690kg         | 10.54kg | RM-229 |
| RMVEN I8546BMF | 8   | 18 | 5 | 114   | 42 | 73.1 | 690kg         | 10.54kg | RM-229 |
| RMVEN I8314BMF | 8   | 18 | 5 | 120   | 34 | 72.6 | 690kg         | 10.54kg | RM-229 |
| RMVEN I8514BMF | 8   | 18 | 5 | 120   | 45 | 72.6 | 690kg         | 10.54kg | RM-229 |
| RMVEN I8494BMF | 8   | 18 | 5 | 100   | 35 | 73.1 | 690kg         | 10.54kg | RM-230 |
| RMVEN J8690BMF | 8.5 | 18 | 5 | 112   | 45 | 73.1 | 690kg         | 10.8kg  | RM-229 |
| RMVEN J8414BMF | 8.5 | 18 | 5 | 120   | 37 | 72.6 | 690kg         | 10.8kg  | RM-229 |
| RMVEN J8514BMF | 8.5 | 18 | 5 | 120   | 44 | 72.6 | 690kg         | 10.8kg  | RM-229 |
| RMVEN J9350BMF | 8.5 | 19 | 5 | 112   | 32 | 73.1 | 725kg         | 11.24kg | RM-229 |
| RMVEN J9690BMF | 8.5 | 19 | 5 | 112   | 45 | 73.1 | 725kg         | 11.24kg | RM-229 |
| RMVEN J9414BMF | 8.5 | 19 | 5 | 120   | 35 | 72.6 | 725kg         | 11.24kg | RM-229 |
| RMVEN J9677BMF | 8.5 | 19 | 5 | 108   | 45 | 73.1 | 725kg         | 11.24kg | RM-230 |
| RMVEN J9546BMF | 8.5 | 19 | 5 | 114   | 42 | 73.1 | 725kg         | 11.24kg | RM-229 |
| RMVEN L9690BMF | 9.5 | 19 | 5 | 112   | 45 | 73.1 | 725kg         | 11.74kg | RM-229 |
| RMVEN L9414BMF | 9.5 | 19 | 5 | 120   | 38 | 72.6 | 725kg         | 11.74kg | RM-229 |
| RMVEN J0677BMF | 8.5 | 20 | 5 | 108   | 45 | 73.1 | 1000kg        | 14.24kg | RM-230 |
| RMVEN J0350BMF | 8.5 | 20 | 5 | 112   | 32 | 73.1 | 1000kg        | 14.24kg | RM-229 |
| RMVEN J0690BMF | 8.5 | 20 | 5 | 112   | 45 | 73.1 | 1000kg        | 14.24kg | RM-229 |
| RMVEN J0546BMF | 8.5 | 20 | 5 | 114.3 | 40 | 73.1 | 1000kg        | 14.24kg | RM-229 |
| RMVEN J0514BMF | 8.5 | 20 | 5 | 120   | 38 | 72.6 | 1000kg        | 14.24kg | RM-229 |
| RMVEN J0765BMF | 8.5 | 20 | 5 | 160   | 52 | 65.1 | 1000kg        | 14.24kg | RM-229 |



# VENOM

GREY / POLISH



## ROMAC™ WHEELS

ROMAC VENOM FEATURES:



| PART           | W   | D  | H | PCD   | ET | CB   | WEIGHT RATING | WEIGHT  | CAP    |
|----------------|-----|----|---|-------|----|------|---------------|---------|--------|
| RMVEN H7690GMF | 7.5 | 17 | 5 | 112   | 45 | 73.1 | 690kg         | 9.68kg  | RM-229 |
| RMVEN H7577GMF | 7.5 | 17 | 5 | 108   | 42 | 73.1 | 690kg         | 9.68kg  | RM-230 |
| RMVEN H7546GMF | 7.5 | 17 | 5 | 114   | 40 | 73.1 | 690kg         | 9.68kg  | RM-229 |
| RMVEN H7494GMF | 7.5 | 17 | 5 | 100   | 35 | 73.1 | 690kg         | 9.68kg  | RM-230 |
| RMVEN H7514GMF | 7.5 | 17 | 5 | 120   | 42 | 72.6 | 690kg         | 9.68kg  | RM-229 |
| RMVEN I8577GMF | 8   | 18 | 5 | 108   | 45 | 73.1 | 690kg         | 10.54kg | RM-230 |
| RMVEN I8690GMF | 8   | 18 | 5 | 112   | 45 | 73.1 | 690kg         | 10.54kg | RM-229 |
| RMVEN I8546GMF | 8   | 18 | 5 | 114   | 42 | 73.1 | 690kg         | 10.54kg | RM-229 |
| RMVEN I8314GMF | 8   | 18 | 5 | 120   | 34 | 72.6 | 690kg         | 10.54kg | RM-229 |
| RMVEN I8514GMF | 8   | 18 | 5 | 120   | 45 | 72.6 | 690kg         | 10.54kg | RM-229 |
| RMVEN I8494GMF | 8   | 18 | 5 | 100   | 35 | 73.1 | 690kg         | 10.54kg | RM-230 |
| RMVEN J8690GMF | 8.5 | 18 | 5 | 112   | 45 | 73.1 | 690kg         | 10.8kg  | RM-229 |
| RMVEN J8414GMF | 8.5 | 18 | 5 | 120   | 37 | 72.6 | 690kg         | 10.8kg  | RM-229 |
| RMVEN J8514GMF | 8.5 | 18 | 5 | 120   | 44 | 72.6 | 690kg         | 10.8kg  | RM-229 |
| RMVEN J9350GMF | 8.5 | 19 | 5 | 112   | 32 | 73.1 | 725kg         | 11.24kg | RM-229 |
| RMVEN J9690GMF | 8.5 | 19 | 5 | 112   | 45 | 73.1 | 725kg         | 11.24kg | RM-229 |
| RMVEN J9414GMF | 8.5 | 19 | 5 | 120   | 35 | 72.6 | 725kg         | 11.24kg | RM-229 |
| RMVEN J9677GMF | 8.5 | 19 | 5 | 108   | 45 | 73.1 | 725kg         | 11.24kg | RM-230 |
| RMVEN J9546GMF | 8.5 | 19 | 5 | 114   | 42 | 73.1 | 725kg         | 11.24kg | RM-229 |
| RMVEN L9690GMF | 9.5 | 19 | 5 | 112   | 45 | 73.1 | 725kg         | 11.74kg | RM-229 |
| RMVEN L9414GMF | 9.5 | 19 | 5 | 120   | 38 | 72.6 | 725kg         | 11.74kg | RM-229 |
| RMVEN J0677GMF | 8.5 | 20 | 5 | 108   | 45 | 73.1 | 1000kg        | 14.24kg | RM-230 |
| RMVEN J0350GMF | 8.5 | 20 | 5 | 112   | 32 | 73.1 | 1000kg        | 14.24kg | RM-229 |
| RMVEN J0690GMF | 8.5 | 20 | 5 | 112   | 45 | 73.1 | 1000kg        | 14.24kg | RM-229 |
| RMVEN J0546GMF | 8.5 | 20 | 5 | 114.3 | 40 | 73.1 | 1000kg        | 14.24kg | RM-229 |
| RMVEN J0514GMF | 8.5 | 20 | 5 | 120   | 38 | 72.6 | 1000kg        | 14.24kg | RM-229 |
| RMVEN J0765GMF | 8.5 | 20 | 5 | 160   | 52 | 65.1 | 1000kg        | 14.24kg | RM-229 |

# VENOM

GLOSS BLACK



## ROMAC™ WHEELS



ROMAC VENOM FEATURES:



| PART          | W   | D  | H | PCD   | ET | CB   | WEIGHT RATING | WEIGHT  | CAP    |
|---------------|-----|----|---|-------|----|------|---------------|---------|--------|
| RMVEN H7690GB | 7.5 | 17 | 5 | 112   | 45 | 73.1 | 690kg         | 9.68kg  | RM-229 |
| RMVEN H7577GB | 7.5 | 17 | 5 | 108   | 42 | 73.1 | 690kg         | 9.68kg  | RM-230 |
| RMVEN H7546GB | 7.5 | 17 | 5 | 114   | 40 | 73.1 | 690kg         | 9.68kg  | RM-229 |
| RMVEN H7494GB | 7.5 | 17 | 5 | 100   | 35 | 73.1 | 690kg         | 9.68kg  | RM-230 |
| RMVEN H7514GB | 7.5 | 17 | 5 | 120   | 42 | 72.6 | 690kg         | 9.68kg  | RM-229 |
| RMVEN I8577GB | 8   | 18 | 5 | 108   | 45 | 73.1 | 690kg         | 10.54kg | RM-230 |
| RMVEN I8690GB | 8   | 18 | 5 | 112   | 45 | 73.1 | 690kg         | 10.54kg | RM-229 |
| RMVEN I8546GB | 8   | 18 | 5 | 114   | 42 | 73.1 | 690kg         | 10.54kg | RM-229 |
| RMVEN I8314GB | 8   | 18 | 5 | 120   | 34 | 72.6 | 690kg         | 10.54kg | RM-229 |
| RMVEN I8514GB | 8   | 18 | 5 | 120   | 45 | 72.6 | 690kg         | 10.54kg | RM-229 |
| RMVEN I8494GB | 8   | 18 | 5 | 100   | 35 | 73.1 | 690kg         | 10.54kg | RM-230 |
| RMVEN J8690GB | 8.5 | 18 | 5 | 112   | 45 | 73.1 | 690kg         | 10.8kg  | RM-229 |
| RMVEN J8414GB | 8.5 | 18 | 5 | 120   | 37 | 72.6 | 690kg         | 10.8kg  | RM-229 |
| RMVEN J8514GB | 8.5 | 18 | 5 | 120   | 44 | 72.6 | 690kg         | 10.8kg  | RM-229 |
| RMVEN J9350GB | 8.5 | 19 | 5 | 112   | 32 | 73.1 | 725kg         | 11.24kg | RM-229 |
| RMVEN J9690GB | 8.5 | 19 | 5 | 112   | 45 | 73.1 | 725kg         | 11.24kg | RM-229 |
| RMVEN J9414GB | 8.5 | 19 | 5 | 120   | 35 | 72.6 | 725kg         | 11.24kg | RM-229 |
| RMVEN J9677GB | 8.5 | 19 | 5 | 108   | 45 | 73.1 | 725kg         | 11.24kg | RM-230 |
| RMVEN J9546GB | 8.5 | 19 | 5 | 114   | 42 | 73.1 | 725kg         | 11.24kg | RM-229 |
| RMVEN L9690GB | 9.5 | 19 | 5 | 112   | 45 | 73.1 | 725kg         | 11.74kg | RM-229 |
| RMVEN L9414GB | 9.5 | 19 | 5 | 120   | 38 | 72.6 | 725kg         | 11.74kg | RM-229 |
| RMVEN J0677GB | 8.5 | 20 | 5 | 108   | 45 | 73.1 | 1000kg        | 14.24kg | RM-230 |
| RMVEN J0350GB | 8.5 | 20 | 5 | 112   | 32 | 73.1 | 1000kg        | 14.24kg | RM-229 |
| RMVEN J0690GB | 8.5 | 20 | 5 | 112   | 45 | 73.1 | 1000kg        | 14.24kg | RM-229 |
| RMVEN J0546GB | 8.5 | 20 | 5 | 114.3 | 40 | 73.1 | 1000kg        | 14.24kg | RM-229 |
| RMVEN J0514GB | 8.5 | 20 | 5 | 120   | 38 | 72.6 | 1000kg        | 14.24kg | RM-229 |
| RMVEN J0765GB | 8.5 | 20 | 5 | 160   | 52 | 65.1 | 1000kg        | 14.24kg | RM-229 |

# VENOM

## SILVER



ROMAC™  
WHEELS



ROMAC VENOM FEATURES:



| PART         | W   | D  | H | PCD   | ET | CB   | WEIGHT RATING | WEIGHT  | CAP    |
|--------------|-----|----|---|-------|----|------|---------------|---------|--------|
| RMVEN H7690S | 7.5 | 17 | 5 | 112   | 45 | 73.1 | 690kg         | 9.68kg  | RM-229 |
| RMVEN H7577S | 7.5 | 17 | 5 | 108   | 42 | 73.1 | 690kg         | 9.68kg  | RM-230 |
| RMVEN H7546S | 7.5 | 17 | 5 | 114   | 40 | 73.1 | 690kg         | 9.68kg  | RM-229 |
| RMVEN H7494S | 7.5 | 17 | 5 | 100   | 35 | 73.1 | 690kg         | 9.68kg  | RM-230 |
| RMVEN H7514S | 7.5 | 17 | 5 | 120   | 42 | 72.6 | 690kg         | 9.68kg  | RM-229 |
| RMVEN I8577S | 8   | 18 | 5 | 108   | 45 | 73.1 | 690kg         | 10.54kg | RM-230 |
| RMVEN I8690S | 8   | 18 | 5 | 112   | 45 | 73.1 | 690kg         | 10.54kg | RM-229 |
| RMVEN I8546S | 8   | 18 | 5 | 114   | 42 | 73.1 | 690kg         | 10.54kg | RM-229 |
| RMVEN I8314S | 8   | 18 | 5 | 120   | 34 | 72.6 | 690kg         | 10.54kg | RM-229 |
| RMVEN I8514S | 8   | 18 | 5 | 120   | 45 | 72.6 | 690kg         | 10.54kg | RM-229 |
| RMVEN I8494S | 8   | 18 | 5 | 100   | 35 | 73.1 | 690kg         | 10.54kg | RM-230 |
| RMVEN J8690S | 8.5 | 18 | 5 | 112   | 45 | 73.1 | 690kg         | 10.8kg  | RM-229 |
| RMVEN J8414S | 8.5 | 18 | 5 | 120   | 37 | 72.6 | 690kg         | 10.8kg  | RM-229 |
| RMVEN J8514S | 8.5 | 18 | 5 | 120   | 44 | 72.6 | 690kg         | 10.8kg  | RM-229 |
| RMVEN J9350S | 8.5 | 19 | 5 | 112   | 32 | 73.1 | 725kg         | 11.24kg | RM-229 |
| RMVEN J9690S | 8.5 | 19 | 5 | 112   | 45 | 73.1 | 725kg         | 11.24kg | RM-229 |
| RMVEN J9414S | 8.5 | 19 | 5 | 120   | 35 | 72.6 | 725kg         | 11.24kg | RM-229 |
| RMVEN J9677S | 8.5 | 19 | 5 | 108   | 45 | 73.1 | 725kg         | 11.24kg | RM-230 |
| RMVEN J9546S | 8.5 | 19 | 5 | 114   | 42 | 73.1 | 725kg         | 11.24kg | RM-229 |
| RMVEN L9690S | 9.5 | 19 | 5 | 112   | 45 | 73.1 | 725kg         | 11.74kg | RM-229 |
| RMVEN L9414S | 9.5 | 19 | 5 | 120   | 38 | 72.6 | 725kg         | 11.74kg | RM-229 |
| RMVEN J0677S | 8.5 | 20 | 5 | 108   | 45 | 73.1 | 1000kg        | 14.24kg | RM-230 |
| RMVEN J0350S | 8.5 | 20 | 5 | 112   | 32 | 73.1 | 1000kg        | 14.24kg | RM-229 |
| RMVEN J0690S | 8.5 | 20 | 5 | 112   | 45 | 73.1 | 1000kg        | 14.24kg | RM-229 |
| RMVEN J0546S | 8.5 | 20 | 5 | 114.3 | 40 | 73.1 | 1000kg        | 14.24kg | RM-229 |
| RMVEN J0514S | 8.5 | 20 | 5 | 120   | 38 | 72.6 | 1000kg        | 14.24kg | RM-229 |
| RMVEN J0765S | 8.5 | 20 | 5 | 160   | 52 | 65.1 | 1000kg        | 14.24kg | RM-229 |

# PULSE

GLOSS BLACK



## ROMAC™ WHEELS

ROMAC PULSE FEATURES:



LOW PRESSURE  
CASTING



| PART         | W   | D  | H | PCD | ET | CB   | WEIGHT RATING | WEIGHT  | CAP    |
|--------------|-----|----|---|-----|----|------|---------------|---------|--------|
| RMPUL F5475B | 6.5 | 15 | 4 | 100 | 40 | 73.1 | 690kg         | 7.9kg   | RM-240 |
| RMPUL F5430B | 6.5 | 15 | 4 | 108 | 40 | 63.4 | 690kg         | 7.9kg   | RM-240 |
| RMPUL F5494B | 6.5 | 15 | 5 | 100 | 35 | 73.1 | 690kg         | 7.9kg   | RM-240 |
| RMPUL F6475B | 6.5 | 16 | 4 | 100 | 40 | 73.1 | 690kg         | 8.6kg   | RM-240 |
| RMPUL F6430B | 6.5 | 16 | 4 | 108 | 40 | 63.4 | 690kg         | 8.6kg   | RM-240 |
| RMPUL F6494B | 6.5 | 16 | 5 | 100 | 35 | 73.1 | 690kg         | 8.6kg   | RM-240 |
| RMPUL F6577B | 6.5 | 16 | 5 | 108 | 42 | 73.1 | 690kg         | 8.6kg   | RM-240 |
| RMPUL F6590B | 6.5 | 16 | 5 | 112 | 42 | 73.1 | 690kg         | 8.6kg   | RM-240 |
| RMPUL G7475B | 7   | 17 | 4 | 100 | 40 | 73.1 | 690kg         | 9.34kg  | RM-240 |
| RMPUL G7530B | 7   | 17 | 4 | 108 | 42 | 63.4 | 690kg         | 9.34kg  | RM-240 |
| RMPUL I8494B | 8   | 18 | 5 | 100 | 35 | 73.1 | 690kg         | 10.48kg | RM-240 |
| RMPUL I8577B | 8   | 18 | 5 | 108 | 42 | 73.1 | 690kg         | 10.48kg | RM-240 |
| RMPUL I8690B | 8   | 18 | 5 | 112 | 45 | 73.1 | 690kg         | 10.48kg | RM-240 |
| RMPUL I8546B | 8   | 18 | 5 | 114 | 42 | 73.1 | 690kg         | 10.48kg | RM-240 |

# PULSE

## SILVER



ROMAC™  
WHEELS

ROMAC PULSE FEATURES:



LOW PRESSURE  
CASTING



| PART         | W   | D  | H | PCD | ET | CB   | WEIGHT RATING | WEIGHT  | CAP    |
|--------------|-----|----|---|-----|----|------|---------------|---------|--------|
| RMPUL F5475S | 6.5 | 15 | 4 | 100 | 40 | 73.1 | 690kg         | 7.9kg   | RM-240 |
| RMPUL F5430S | 6.5 | 15 | 4 | 108 | 40 | 63.4 | 690kg         | 7.9kg   | RM-240 |
| RMPUL F5494S | 6.5 | 15 | 5 | 100 | 35 | 73.1 | 690kg         | 7.9kg   | RM-240 |
| RMPUL F6475S | 6.5 | 16 | 4 | 100 | 40 | 73.1 | 690kg         | 8.6kg   | RM-240 |
| RMPUL F6430S | 6.5 | 16 | 4 | 108 | 40 | 63.4 | 690kg         | 8.6kg   | RM-240 |
| RMPUL F6494S | 6.5 | 16 | 5 | 100 | 35 | 73.1 | 690kg         | 8.6kg   | RM-240 |
| RMPUL F6577S | 6.5 | 16 | 5 | 108 | 42 | 73.1 | 690kg         | 8.6kg   | RM-240 |
| RMPUL F6590S | 6.5 | 16 | 5 | 112 | 42 | 73.1 | 690kg         | 8.6kg   | RM-240 |
| RMPUL G7475S | 7   | 17 | 4 | 100 | 40 | 73.1 | 690kg         | 9.34kg  | RM-240 |
| RMPUL G7530S | 7   | 17 | 4 | 108 | 42 | 63.4 | 690kg         | 9.34kg  | RM-240 |
| RMPUL I8494S | 8   | 18 | 5 | 100 | 35 | 73.1 | 690kg         | 10.48kg | RM-240 |
| RMPUL I8577S | 8   | 18 | 5 | 108 | 42 | 73.1 | 690kg         | 10.48kg | RM-240 |
| RMPUL I8690S | 8   | 18 | 5 | 112 | 45 | 73.1 | 690kg         | 10.48kg | RM-240 |
| RMPUL I8546S | 8   | 18 | 5 | 114 | 42 | 73.1 | 690kg         | 10.48kg | RM-240 |

# UTAH



## ROMAC™ WHEELS

ROMAC UTAH FEATURES:



LOW PRESSURE  
CASTING



XL WEIGHT  
RATING



### SILVER

| PART         | W | D  | H | PCD   | ET | CB   | WEIGHT RATING | WEIGHT  | CAP     |
|--------------|---|----|---|-------|----|------|---------------|---------|---------|
| RMUTA K0379S | 9 | 20 | 6 | 139.7 | 30 | 106  | 955kg         | 12.32kg | RM-243A |
| RMUTA K0179S | 9 | 20 | 6 | 139.7 | 12 | 93.1 | 955kg         | 12.32kg | RM-243A |
| RMUTA K0383S | 9 | 20 | 6 | 114.3 | 30 | 66.1 | 955kg         | 12.32kg | RM-243A |

### SATIN BLACK

| PART          | W | D  | H | PCD   | ET | CB   | WEIGHT RATING | WEIGHT  | CAP     |
|---------------|---|----|---|-------|----|------|---------------|---------|---------|
| RMUTA K0379SB | 9 | 20 | 6 | 139.7 | 30 | 106  | 955kg         | 12.32kg | RM-243A |
| RMUTA K0179SB | 9 | 20 | 6 | 139.7 | 12 | 93.1 | 955kg         | 12.32kg | RM-243A |
| RMUTA K0383SB | 9 | 20 | 6 | 114.3 | 30 | 66.1 | 955kg         | 12.32kg | RM-243A |

### GLOSS BLACK

| PART          | W | D  | H | PCD   | ET | CB   | WEIGHT RATING | WEIGHT  | CAP     |
|---------------|---|----|---|-------|----|------|---------------|---------|---------|
| RMUTA K0379GB | 9 | 20 | 6 | 139.7 | 30 | 106  | 955kg         | 12.32kg | RM-243A |
| RMUTA K0179GB | 9 | 20 | 6 | 139.7 | 12 | 93.1 | 955kg         | 12.32kg | RM-243A |
| RMUTA K0383GB | 9 | 20 | 6 | 114.3 | 30 | 66.1 | 955kg         | 12.32kg | RM-243A |

# AIR

BLACK / POLISH



## ROMAC™ WHEELS

ROMAC AIR FEATURES:



LOW PRESSURE  
CASTING



POWDER  
COATED

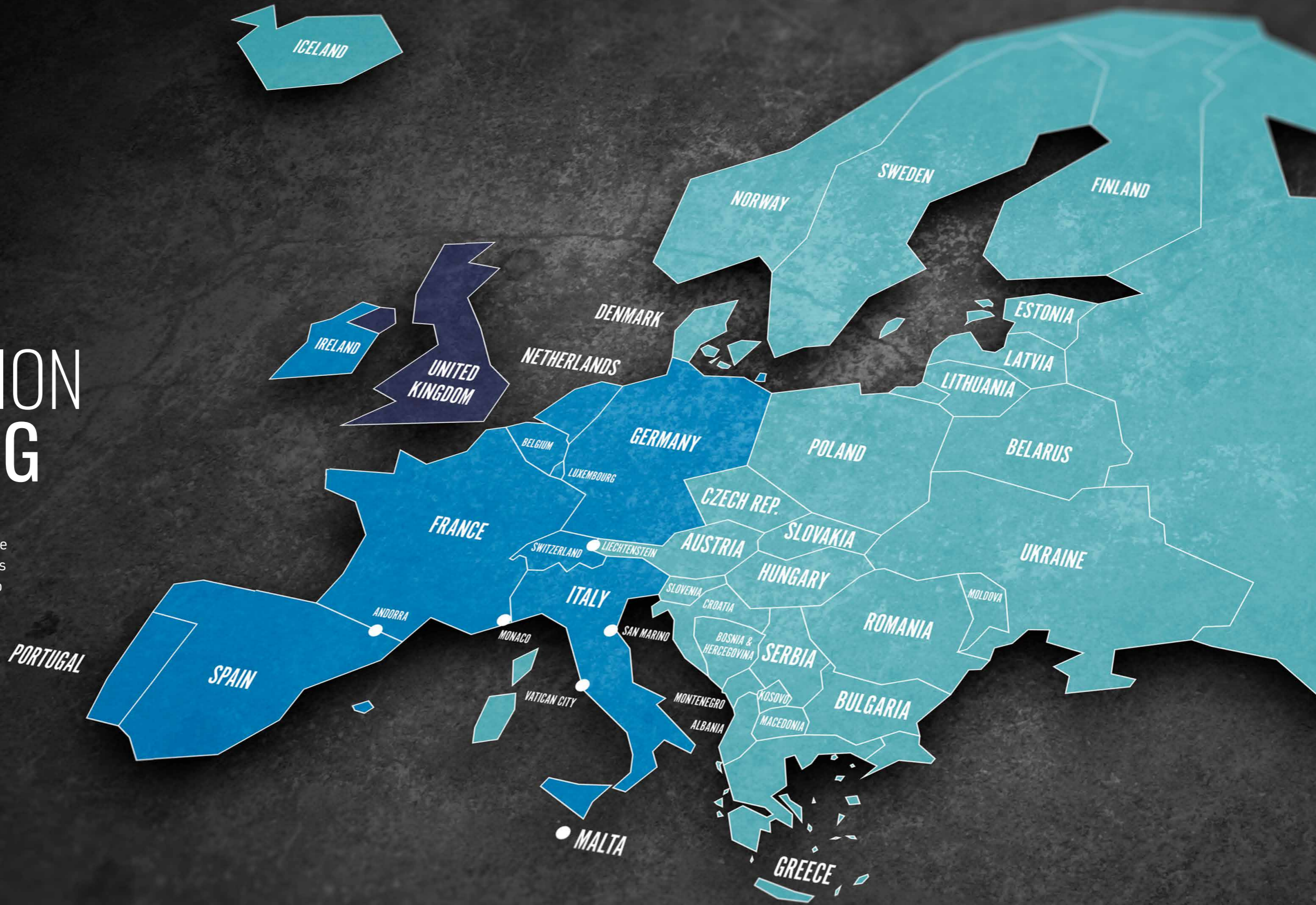


| PART           | W   | D  | H | PCD | ET | CB   | WEIGHT RATING | WEIGHT  | CAP    |
|----------------|-----|----|---|-----|----|------|---------------|---------|--------|
| RMAIR I8690BMF | 8   | 18 | 5 | 112 | 45 | 66.6 | 690kg         | 10.48kg | RM-230 |
| RMAIR I8546BMF | 8   | 18 | 5 | 114 | 42 | 73.1 | 690kg         | 10.48kg | RM-230 |
| RMAIR I8577BMF | 8   | 18 | 5 | 108 | 45 | 73.1 | 690kg         | 10.48kg | RM-230 |
| RMAIR I8494BMF | 8   | 18 | 5 | 100 | 35 | 73.1 | 690kg         | 10.48kg | RM-230 |
| RMAIR J9350BMF | 8.5 | 19 | 5 | 112 | 32 | 66.6 | 725kg         | 11.42kg | RM-230 |
| RMAIR J9690BMF | 8.5 | 19 | 5 | 112 | 45 | 66.6 | 725kg         | 11.42kg | RM-230 |
| RMAIR J9677BMF | 8.5 | 19 | 5 | 108 | 45 | 73.1 | 725kg         | 11.42kg | RM-230 |
| RMAIR J9546BMF | 8.5 | 19 | 5 | 114 | 42 | 73.1 | 725kg         | 11.42kg | RM-230 |

# DISTRIBUTION & SHIPPING

Romac Wheels™ are distributed via our International logistics partners with same day dispatch & multiple shipping services available on all orders from single sets to multi pallet consignments.

- NEXT DAY
- 1-2 DAYS
- 3 DAYS










# ROMAC ACCESSORIES

Available in a variety of colours, our official Romac Wheels™ centre caps & decals can be purchased directly through our website.



|  |  |   |
|--|--|---|
| <br>SILVER      | <br>GREY  | <br>SATIN BLACK  |
| <br>GLOSS BLACK | <br>GOLD  | <br>GREEN  |
| <br>BLUE      | <br>PINK  | <br>RED  |
| <br>PLAIN     | <br>UTAH REPLACEMENT CAPS<br>SILVER / BLACK / GLOSS BLACK | <br>OFFICIAL ROMAC DECALS<br>AVAILABLE IN BLACK, WHITE & RED |

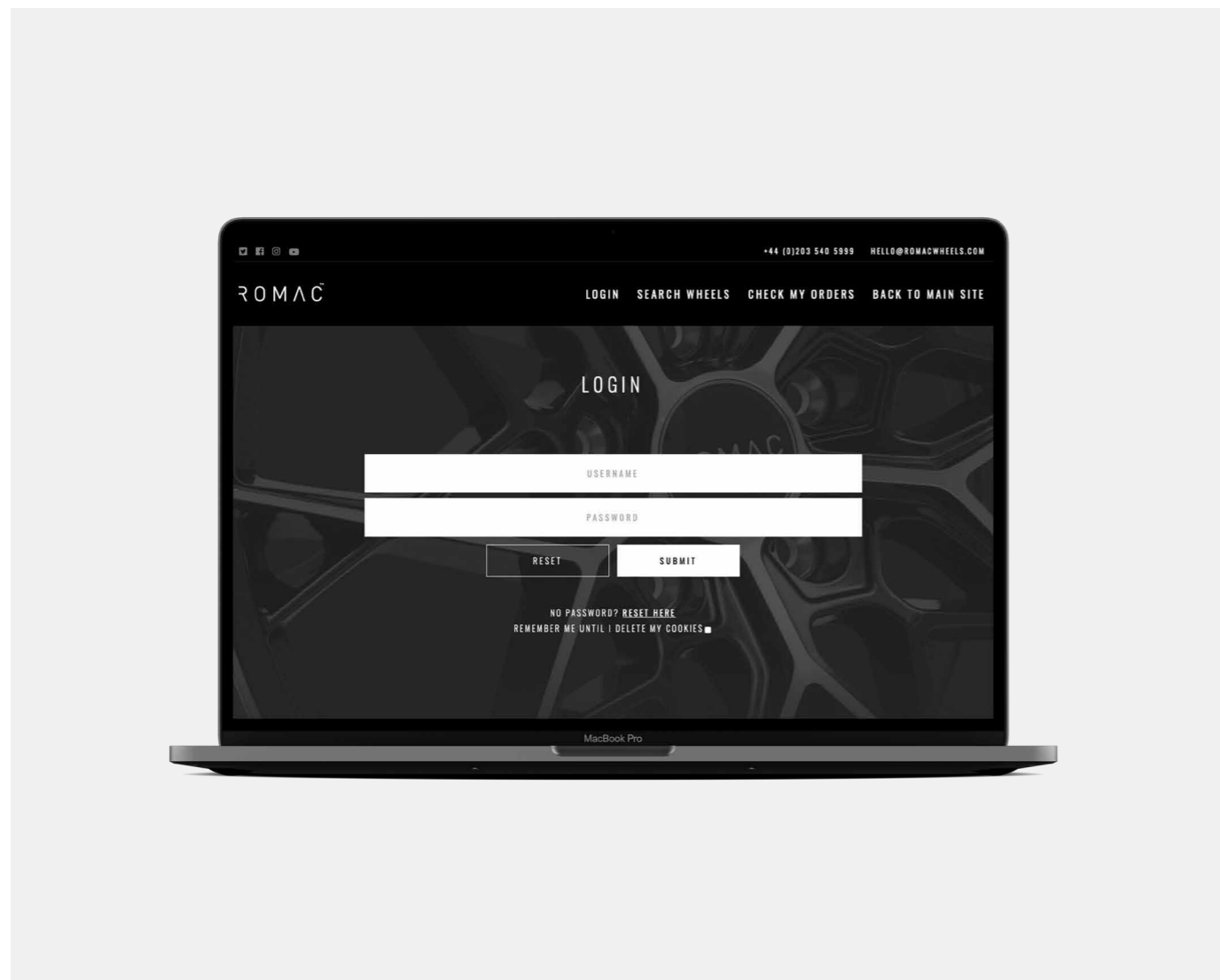


# B2B PLATFORM

Check live stock levels, place orders and find up to the minute product information on our custom built B2B Portal.

Search by:

|        |      |     |     |        |
|--------|------|-----|-----|--------|
| Design | Size | PCD | SKU | Colour |
|--------|------|-----|-----|--------|



# ROMAC™ WHEELS



FOLLOW US  
   